



US008409729B2

(12) **United States Patent**
Zeng et al.

(10) **Patent No.:** **US 8,409,729 B2**
(45) **Date of Patent:** **Apr. 2, 2013**

(54) **HOST MATERIALS FOR PHOSPHORESCENT OLEDs**

(75) Inventors: **Lichang Zeng**, Ewing, NJ (US); **Alexey B. Dyatkin**, Ewing, NJ (US); **Gregg Kottas**, Ewing, NJ (US); **Chuanjun Xia**, Ewing, NJ (US); **David Z. Li**, Ewing, NJ (US)

(73) Assignee: **Universal Display Corporation**, Ewing, NJ (US)

(*) Notice: Subject to any disclaimer, the term of this patent is extended or adjusted under 35 U.S.C. 154(b) by 0 days.

(21) Appl. No.: **13/193,173**

(22) Filed: **Jul. 28, 2011**

(65) **Prior Publication Data**

US 2013/0026909 A1 Jan. 31, 2013

(51) **Int. Cl.**
H01L 51/54 (2006.01)

(52) **U.S. Cl.** **428/690**; 428/917; 546/18; 546/79; 546/81; 546/101; 257/40; 257/E51.05; 257/E51.026; 257/E51.032; 313/504; 313/505; 313/506; 548/440

(58) **Field of Classification Search** 546/18, 546/79, 81, 101; 428/690, 917; 257/40, 257/E51.05, E51.026, E51.032; 313/504, 313/505, 506; 548/440

See application file for complete search history.

(56) **References Cited**

U.S. PATENT DOCUMENTS

4,769,292 A 9/1988 Tang et al.
5,061,569 A 10/1991 VanSlyke et al.

5,247,190 A 9/1993 Friend et al.
5,703,436 A 12/1997 Forrest et al.
5,707,745 A 1/1998 Forrest et al.
5,834,893 A 11/1998 Bulovic et al.
5,844,363 A 12/1998 Gu et al.
6,013,982 A 1/2000 Thompson et al.
6,087,196 A 7/2000 Sturm et al.
6,091,195 A 7/2000 Forrest et al.
6,097,147 A 8/2000 Baldo et al.
6,294,398 B1 9/2001 Kim et al.
6,303,238 B1 10/2001 Thompson et al.
6,337,102 B1 1/2002 Forrest et al.
6,468,819 B1 10/2002 Kim et al.
6,528,187 B1 3/2003 Okada
6,687,266 B1 2/2004 Ma et al.

(Continued)

FOREIGN PATENT DOCUMENTS

CN 101863914 10/2010
EP 0650955 5/1995

(Continued)

OTHER PUBLICATIONS

Kuwabara, Yoshiyuki et al., "Thermally Stable Multilayered Organic Electroluminescent Devices Using Novel Starburst Molecules, 4,4',4"-Tri(N-carbazolyl)triphenylamine (TCTA) and 4,4',4"-Tris(3-methylphenylphenyl-amino)triphenylamine (m-MTDATA), as Hole-Transport Materials," *Adv. Mater.*, 6(9):677-679 (1994).

(Continued)

Primary Examiner — Jennifer Chriss

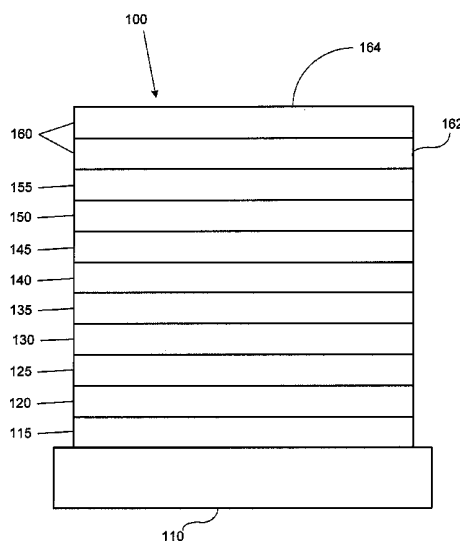
Assistant Examiner — Gregory Clark

(74) *Attorney, Agent, or Firm* — Kilpatrick Townsend & Stockton LLP

(57) **ABSTRACT**

Novel aryl silicon and aryl germanium host materials are described. These compounds improve OLED device performance when used as hosts in the emissive layer of the OLED.

18 Claims, 4 Drawing Sheets



U.S. PATENT DOCUMENTS

6,835,469	B2	12/2004	Kwong et al.
6,921,915	B2	7/2005	Takiguchi et al.
7,087,321	B2	8/2006	Kwong et al.
7,090,928	B2	8/2006	Thompson et al.
7,154,114	B2	12/2006	Brooks et al.
7,250,226	B2	7/2007	Tokito et al.
7,279,704	B2	10/2007	Walters et al.
7,332,232	B2	2/2008	Ma et al.
7,338,722	B2	3/2008	Thompson et al.
7,393,599	B2	7/2008	Thompson et al.
7,396,598	B2	7/2008	Takeuchi et al.
7,431,968	B1	10/2008	Shtein et al.
7,445,855	B2	11/2008	Mackenzie et al.
7,534,505	B2	5/2009	Lin et al.
2002/0034656	A1	3/2002	Thompson et al.
2002/0134984	A1	9/2002	Igarashi
2002/0158242	A1	10/2002	Son et al.
2003/0138657	A1	7/2003	Li et al.
2003/0152802	A1	8/2003	Tsuboyama et al.
2003/0162053	A1	8/2003	Marks et al.
2003/0175553	A1	9/2003	Thompson et al.
2003/0230980	A1	12/2003	Forrest et al.
2004/0036077	A1	2/2004	Ise
2004/0137267	A1	7/2004	Igarashi et al.
2004/0137268	A1	7/2004	Igarashi et al.
2004/0174116	A1	9/2004	Lu et al.
2005/0025993	A1	2/2005	Thompson et al.
2005/0064238	A1	3/2005	Lee et al.
2005/0112407	A1	5/2005	Ogasawara et al.
2005/0214572	A1	9/2005	Ogasawara et al.
2005/0238919	A1	10/2005	Ogasawara
2005/0244673	A1	11/2005	Satoh et al.
2005/0260441	A1	11/2005	Thompson et al.
2005/0260449	A1	11/2005	Walters et al.
2006/0008670	A1	1/2006	Lin et al.
2006/0202194	A1	9/2006	Jeong et al.
2006/0240279	A1	10/2006	Adamovich et al.
2006/0251923	A1	11/2006	Lin et al.
2006/0263635	A1	11/2006	Ise
2006/0280965	A1	12/2006	Kwong et al.
2007/0190359	A1	8/2007	Knowles et al.
2007/0278938	A1	12/2007	Yabunouchi et al.
2008/0015355	A1	1/2008	Schafer et al.
2008/0018221	A1	1/2008	Egen et al.
2008/0106190	A1	5/2008	Yabunouchi et al.
2008/0124572	A1	5/2008	Mizuki et al.
2008/0220265	A1	9/2008	Xia et al.
2008/0297033	A1	12/2008	Knowles et al.
2009/0008605	A1	1/2009	Kawamura et al.
2009/0009065	A1	1/2009	Nishimura et al.
2009/0017330	A1	1/2009	Iwakuma et al.
2009/0030202	A1	1/2009	Iwakuma et al.
2009/0039776	A1	2/2009	Yamada et al.
2009/0045730	A1	2/2009	Nishimura et al.
2009/0045731	A1	2/2009	Nishimura et al.
2009/0101870	A1	4/2009	Prakash et al.
2009/0108737	A1	4/2009	Kwong et al.
2009/0115316	A1	5/2009	Zheng et al.
2009/0165846	A1	7/2009	Johannes et al.
2009/0167162	A1	7/2009	Lin et al.
2009/0179554	A1	7/2009	Kuma et al.
2009/0236975	A1	9/2009	Ito
2012/0012821	A1 *	1/2012	Langer et al. 257/40

FOREIGN PATENT DOCUMENTS

EP	1725079	11/2006
EP	2034538	3/2009
EP	2090637	8/2009
JP	200511610	1/2005
JP	2007123392	5/2007
JP	2007254297	10/2007
JP	2008074939	10/2009
WO	WO 0139234	5/2001
WO	WO 0202714	1/2002
WO	WO 0215645	2/2002
WO	WO 03040257	5/2003
WO	WO 03060956	7/2003

WO	WO 2004093207	10/2004
WO	WO 2004107822	12/2004
WO	WO 2005014551	2/2005
WO	WO 2005019373	3/2005
WO	WO 2005030900	4/2005
WO	WO 2005089025	9/2005
WO	WO 2005123873	12/2005
WO	WO 2006009024	1/2006
WO	WO 2006056418	6/2006
WO	WO 2006072002	7/2006
WO	WO 2006082742	8/2006
WO	WO 2006098120	9/2006
WO	WO 2006100298	9/2006
WO	WO 2006103874	10/2006
WO	WO 2006114966	11/2006
WO	WO 2006132173	12/2006
WO	WO 2007002683	1/2007
WO	WO 2007004380	1/2007
WO	WO 2007063754	6/2007
WO	WO 2007063796	6/2007
WO	WO 2008101842	8/2008
WO	WO 2008132085	11/2008
WO	WO 2009000673	12/2008
WO	WO 2009003898	1/2009
WO	WO 2009008311	1/2009
WO	WO 2009018009	2/2009
WO	WO 2009050290	4/2009
WO	WO 2008056746	5/2009
WO	WO 2009021126	5/2009
WO	WO 2009062578	5/2009
WO	WO 2009063833	5/2009
WO	WO 2009066778	5/2009
WO	WO 2009066779	5/2009
WO	WO 2009086028	7/2009
WO	WO 2009100991	8/2009
WO	WO 2010079051	7/2010
WO	WO 2010126234	11/2010

OTHER PUBLICATIONS

Paulose, Betty Marie Jennifer S. et al., "First Examples of Alkenyl Pyridines as Organic Ligands for Phosphorescent Iridium Complexes," *Adv. Mater.*, 16(22):2003-2007 (2004).

Tung, Yung-Liang et al., "Organic Light-Emitting Diodes Based on Charge-Neutral Ru^{II} Phosphorescent Emitters," *Adv. Mater.*, 17(8):1059-1064 (2005).

Huang, Jinsong et al., "Highly Efficient Red-Emission Polymer Phosphorescent Light-Emitting Diodes Based on Two Novel Tris(1-phenylisoquinolinato-C2,N)iridium(III) Derivatives," *Adv. Mater.*, 19:739-743 (2007).

Wong, Wai-Yeung, "Multifunctional Iridium Complexes Based on Carbazole Modules as Highly Efficient Electrophosphors," *Angew. Chem. Int. Ed.*, 45:7800-7803 (2006).

Tang, C.W. and VanSlyke, S.A., "Organic Electroluminescent Diodes," *Appl. Phys. Lett.*, 51(12):913-915 (1987).

Adachi, Chihaya et al., "Organic Electroluminescent Device Having a Hole Conductor as an Emitting Layer," *Appl. Phys. Lett.*, 55(15):1489-1491 (1989).

Ma, Yuguang et al., "Triplet Luminescent Dinuclear-Gold(I) Complex-Based Light-Emitting Diodes with Low Turn-On voltage," *Appl. Phys. Lett.*, 74(10):1361-1363 (1999).

Gao, Zhiqiang et al., "Bright-Blue Electroluminescence From a Silyl-Substituted ter-(phenylene-vinylene) derivative," *Appl. Phys. Lett.*, 74(6):865-867 (1999).

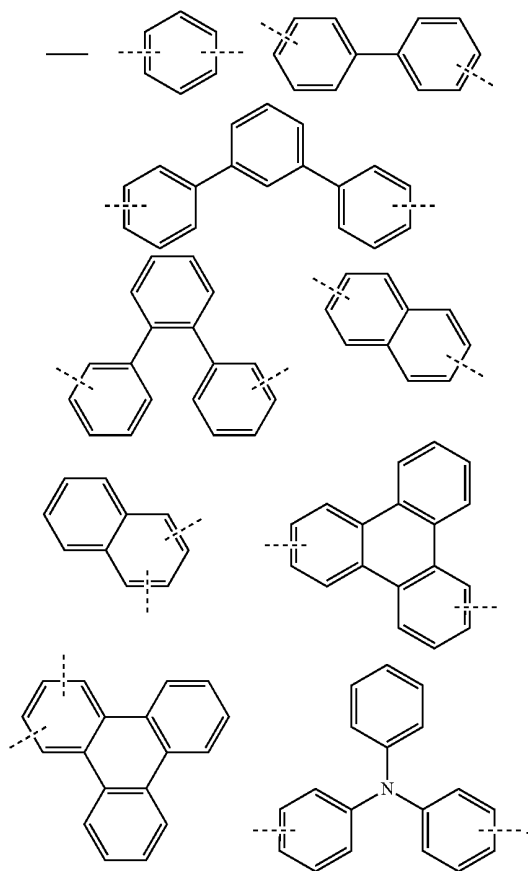
Lee, Chang-Lyoul et al., "Polymer Phosphorescent Light-Emitting Devices Doped with Tris(2-phenylpyridine) Iridium as a Triplet Emitter," *Appl. Phys. Lett.*, 77(15):2280-2282 (2000).

Hung, L.S. et al., "Anode Modification in Organic Light-Emitting Diodes by Low-Frequency Plasma Polymerization of CHF₃," *Appl. Phys. Lett.*, 78(5):673-675 (2001).

Ikai, Masamichi and Tokito, Shizuo, "Highly Efficient Phosphorescence From Organic Light-Emitting Devices with an Exciton-Block Layer," *Appl. Phys. Lett.*, 79(2):156-158 (2001).

Wang, Y. et al., "Highly Efficient Electroluminescent Materials Based on Fluorinated Organometallic Iridium Compounds," *Appl. Phys. Lett.*, 79(4):449-451 (2001).

In one aspect, L is selected from the group consisting of:

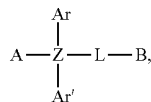


In one aspect, L is a single bond. In another aspect, L contains at least one phenyl bonded directly to Z.

In one aspect, Ar and Ar' are phenyl. In another aspect, Ar, Ar' are independently substituted with at least one group selected from the group consisting of hydrogen, deuterium, halide, alkyl, cycloalkyl, heteroalkyl, arylalkyl, alkoxy, aryloxy, amino, silyl, alkenyl, cycloalkenyl, heteroalkenyl, alkynyl, aryl, heteroaryl, acyl, carbonyl, carboxylic acids, ester, nitrile, isonitrile, sulfanyl, sulfinyl, sulfonyl, phosphino, and combinations thereof.

In one aspect, the compound is selected from the group consisting of Compound 1-Compound 11.

A first device is provided. In one aspect, the first device comprises an organic light-emitting device, further comprising an anode, a cathode, and an organic layer, disposed between the anode and the cathode, comprising a compound having the formula:



Formula I.

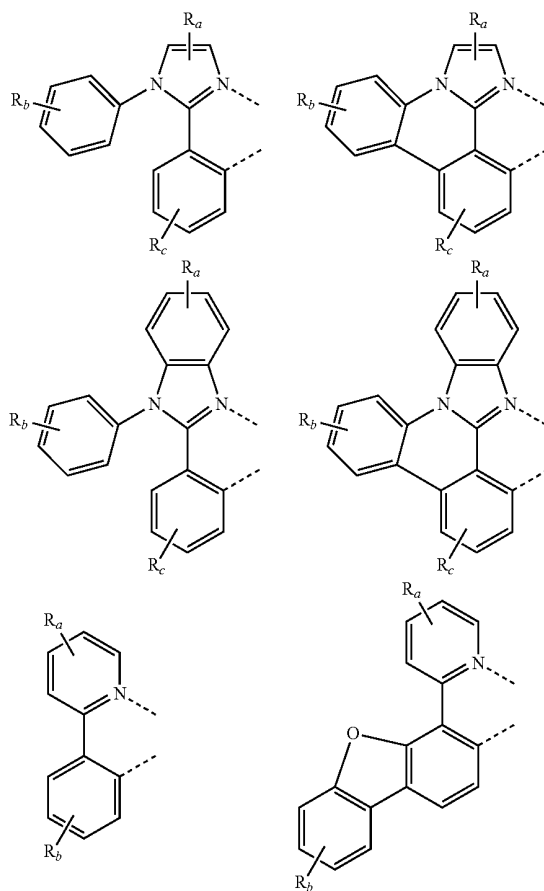
Ar and Ar' are independently selected from the group consisting of phenyl, biphenyl, naphthyl, dibenzothiophene, and dibenzofuran, which are optionally further substituted. Z is

selected from Si and Ge. L is a single bond or comprises aryl, amino, or combinations thereof, and L is optionally further substituted.

A is a group directly bonded to Z and is selected from the group consisting of dibenzofuran, dibenzothiophene, azadibenzofuran, azadibenzothiophene, dibenzoselenophene, azadibenzoselenophene, and combinations thereof, which are optionally further substituted with at least one group selected from the group consisting of hydrogen, deuterium, halide, alkyl, cycloalkyl, heteroalkyl, arylalkyl, aryl, aryloxy, arylthio, arylseleno, pyridine, triazine, imidazole, benzimidazole, nitrile, isonitrile, and combinations thereof, and wherein the substitution is optionally fused to the group directly bonded to Z.

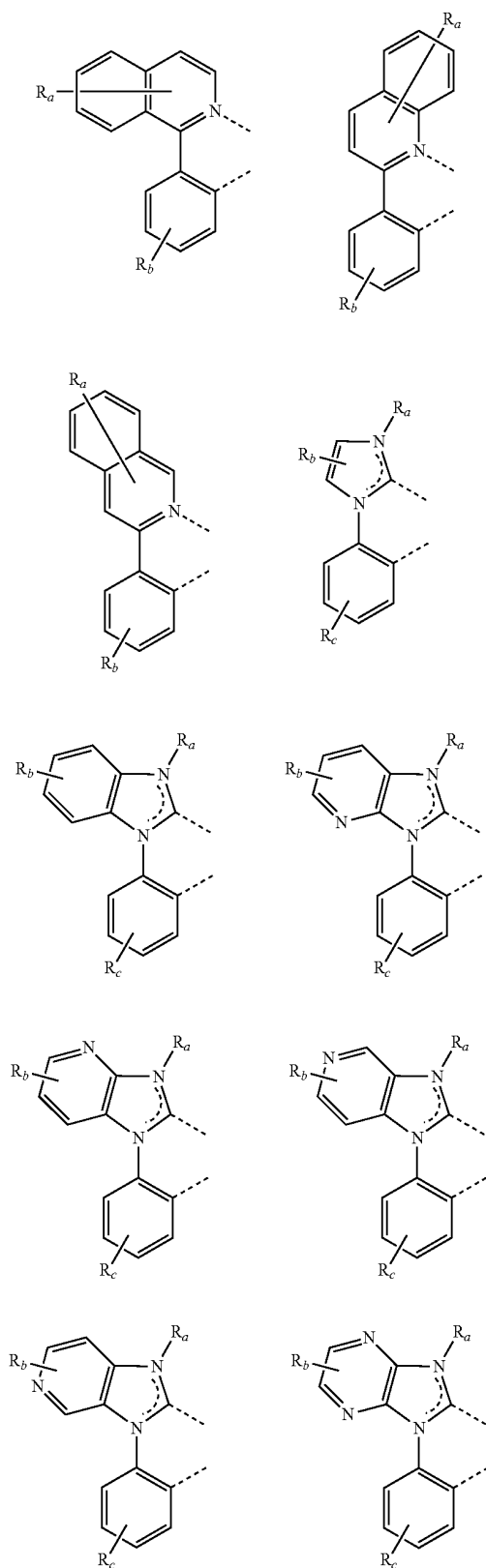
B contains a group selected from the group consisting of carbazole, azacarbazole, and combinations thereof, which are optionally further substituted with at least one group selected from the group consisting of hydrogen, deuterium, halide, alkyl, cycloalkyl, heteroalkyl, arylalkyl, alkoxy, aryloxy, amino, silyl, alkenyl, cycloalkenyl, heteroalkenyl, alkynyl, aryl, heteroaryl, acyl, carbonyl, carboxylic acids, ester, nitrile, isonitrile, sulfanyl, sulfinyl, sulfonyl, phosphino, and combinations thereof, and wherein the substitution is optionally fused to the carbazole or azacarbazole group.

In one aspect, the organic layer is an emissive layer and the compound of Formula I is a host. In another aspect, the organic layer further comprises an emissive dopant. In one aspect, the emissive dopant is a transition metal complex having at least one ligand selected from the group consisting of:



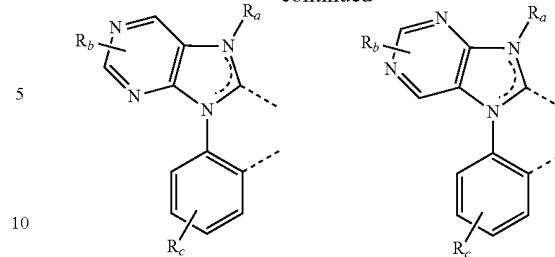
9

-continued



10

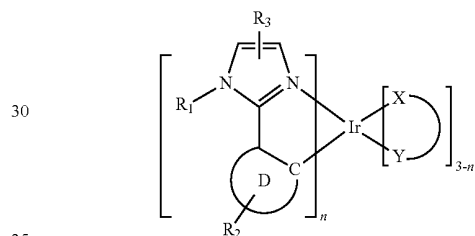
-continued



wherein R_a , R_b , and R_c can represent mono, di, tri or tetra substitutions.

R_a , R_b , and R_c are independently selected from the group consisting of hydrogen, deuterium, halide, alkyl, cycloalkyl, heteroalkyl, arylalkyl, alkoxy, aryloxy, amino, silyl, alkenyl, cycloalkenyl, heteroalkenyl, alkynyl, aryl, heteroaryl, acyl, carbonyl, carboxylic acids, ester, nitrile, isonitrile, sulfanyl, sulfinyl, sulfonyl, phosphino, and combinations thereof, and wherein two adjacent substituents of R_a , R_b , and R_c are optionally joined to form a fused ring.

In one aspect the emissive dopant has the formula



D is a 5- or 6-membered carbocyclic or heterocyclic ring and R_1 , R_2 , and R_3 independently represent mono, di, tri or tetra substitution. Each of R_1 , R_2 , and R_3 are independently selected from the group consisting of hydrogen, deuterium, halide, alkyl, cycloalkyl, heteroalkyl, arylalkyl, alkoxy, aryloxy, amino, silyl, alkenyl, cycloalkenyl, heteroalkenyl, alkynyl, aryl, heteroaryl, acyl, carbonyl, carboxylic acids, ester, nitrile, isonitrile, sulfanyl, sulfinyl, sulfonyl, phosphino, and combinations thereof $X-Y$ represents another ligand, and n is 1, 2, or 3. R_1 can be optionally linked to ring D .

In another aspect, the device further comprises a second organic layer that is a non-emissive layer and the compound having Formula I is a material in the second organic layer.

In one aspect, the second organic layer is a blocking layer and the compound having Formula I is a blocking material in the second organic layer.

In one aspect, the second organic layer is an electron transporting layer and the compound having the Formula I is an electron transporting material in the second organic layer.

In one aspect, the first device is a consumer product. In another aspect, the first device is an organic light-emitting device.

BRIEF DESCRIPTION OF THE DRAWINGS

FIG. 1 shows an organic light-emitting device.

FIG. 2 shows an inverted organic light-emitting device that does not have a separate electron transport layer.

FIG. 3 shows a compound of Formula I.

FIG. 4 shows a sample OLED device structure incorporating compounds of Formula I.

DETAILED DESCRIPTION

Generally, an OLED comprises at least one organic layer disposed between and electrically connected to an anode and a cathode. When a current is applied, the anode injects holes and the cathode injects electrons into the organic layer(s). The injected holes and electrons each migrate toward the oppositely charged electrode. When an electron and hole localize on the same molecule, an "exciton," which is a localized electron-hole pair having an excited energy state, is formed. Light is emitted when the exciton relaxes via a photoemissive mechanism. In some cases, the exciton may be localized on an excimer or an exciplex. Non-radiative mechanisms, such as thermal relaxation, may also occur, but are generally considered undesirable.

The initial OLEDs used emissive molecules that emitted light from their singlet states ("fluorescence") as disclosed, for example, in U.S. Pat. No. 4,769,292, which is incorporated by reference in its entirety. Fluorescent emission generally occurs in a time frame of less than 10 nanoseconds.

More recently, OLEDs having emissive materials that emit light from triplet states ("phosphorescence") have been demonstrated. Baldo et al., "Highly Efficient Phosphorescent Emission from Organic Electroluminescent Devices," *Nature*, vol. 395, 151-154, 1998; ("Baldo-I") and Baldo et al., "Very high-efficiency green organic light-emitting devices based on electrophosphorescence," *Appl. Phys. Lett.*, vol. 75, No. 3, 4-6 (1999) ("Baldo-II"), which are incorporated by reference in their entireties. Phosphorescence is described in more detail in U.S. Pat. No. 7,279,704 at cols. 5-6, which are incorporated by reference.

FIG. 1 shows an organic light emitting device 100. The figures are not necessarily drawn to scale. Device 100 may include a substrate 110, an anode 115, a hole injection layer 120, a hole transport layer 125, an electron blocking layer 130, an emissive layer 135, a hole blocking layer 140, an electron transport layer 145, an electron injection layer 150, a protective layer 155, and a cathode 160. Cathode 160 is a compound cathode having a first conductive layer 162 and a second conductive layer 164. Device 100 may be fabricated by depositing the layers described, in order. The properties and functions of these various layers, as well as example materials, are described in more detail in U.S. Pat. No. 7,279,704 at cols. 6-10, which are incorporated by reference.

More examples for each of these layers are available. For example, a flexible and transparent substrate-anode combination is disclosed in U.S. Pat. No. 5,844,363, which is incorporated by reference in its entirety. An example of a p-doped hole transport layer is m-MTDATA doped with F.sub.4-TCNQ at a molar ratio of 50:1, as disclosed in U.S. Patent Application Publication No. 2003/0230980, which is incorporated by reference in its entirety. Examples of emissive and host materials are disclosed in U.S. Pat. No. 6,303,238 to Thompson et al., which is incorporated by reference in its entirety. An example of an n-doped electron transport layer is BPhen doped with Li at a molar ratio of 1:1, as disclosed in U.S. Patent Application Publication No. 2003/0230980, which is incorporated by reference in its entirety. U.S. Pat. Nos. 5,703,436 and 5,707,745, which are incorporated by reference in their entireties, disclose examples of cathodes including compound cathodes having a thin layer of metal such as Mg:Ag with an overlying transparent, electrically-conductive, sputter-deposited ITO layer. The theory and use of blocking layers is described in more detail in U.S. Pat. No. 6,097,147 and U.S. Patent Application Publication No. 2003/0230980, which are incorporated by reference in their entireties. Examples of injection layers are provided in U.S. Patent

Application Publication No. 2004/0174116, which is incorporated by reference in its entirety. A description of protective layers may be found in U.S. Patent Application Publication No. 2004/0174116, which is incorporated by reference in its entirety.

FIG. 2 shows an inverted OLED 200. The device includes a substrate 210, a cathode 215, an emissive layer 220, a hole transport layer 225, and an anode 230. Device 200 may be fabricated by depositing the layers described, in order. Because the most common OLED configuration has a cathode disposed over the anode, and device 200 has cathode 215 disposed under anode 230, device 200 may be referred to as an "inverted" OLED. Materials similar to those described with respect to device 100 may be used in the corresponding layers of device 200. FIG. 2 provides one example of how some layers may be omitted from the structure of device 100.

The simple layered structure illustrated in FIGS. 1 and 2 is provided by way of non-limiting example, and it is understood that embodiments of the invention may be used in connection with a wide variety of other structures. The specific materials and structures described are exemplary in nature, and other materials and structures may be used. Functional OLEDs may be achieved by combining the various layers described in different ways, or layers may be omitted entirely, based on design, performance, and cost factors. Other layers not specifically described may also be included. Materials other than those specifically described may be used. Although many of the examples provided herein describe various layers as comprising a single material, it is understood that combinations of materials, such as a mixture of host and dopant, or more generally a mixture, may be used. Also, the layers may have various sublayers. The names given to the various layers herein are not intended to be strictly limiting. For example, in device 200, hole transport layer 225 transports holes and injects holes into emissive layer 220, and may be described as a hole transport layer or a hole injection layer. In one embodiment, an OLED may be described as having an "organic layer" disposed between a cathode and an anode. This organic layer may comprise a single layer, or may further comprise multiple layers of different organic materials as described, for example, with respect to FIGS. 1 and 2.

Structures and materials not specifically described may also be used, such as OLEDs comprised of polymeric materials (PLEDs) such as disclosed in U.S. Pat. No. 5,247,190 to Friend et al., which is incorporated by reference in its entirety. By way of further example, OLEDs having a single organic layer may be used. OLEDs may be stacked, for example as described in U.S. Pat. No. 5,707,745 to Forrest et al., which is incorporated by reference in its entirety. The OLED structure may deviate from the simple layered structure illustrated in FIGS. 1 and 2. For example, the substrate may include an angled reflective surface to improve out-coupling, such as a mesa structure as described in U.S. Pat. No. 6,091,195 to Forrest et al., and/or a pit structure as described in U.S. Pat. No. 5,834,893 to Bulovic et al., which are incorporated by reference in their entireties.

Unless otherwise specified, any of the layers of the various embodiments may be deposited by any suitable method. For the organic layers, preferred methods include thermal evaporation, ink-jet, such as described in U.S. Pat. Nos. 6,013,982 and 6,087,196, which are incorporated by reference in their entireties, organic vapor phase deposition (OVPD), such as described in U.S. Pat. No. 6,337,102 to Forrest et al., which is incorporated by reference in its entirety, and deposition by organic vapor jet printing (OVJP), such as described in U.S. patent application Ser. No. 10/233,470, which is incorporated by reference in its entirety. Other suitable deposition methods

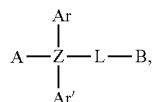
include spin coating and other solution based processes. Solution based processes are preferably carried out in nitrogen or an inert atmosphere. For the other layers, preferred methods include thermal evaporation. Preferred patterning methods include deposition through a mask, cold welding such as described in U.S. Pat. Nos. 6,294,398 and 6,468,819, which are incorporated by reference in their entireties, and patterning associated with some of the deposition methods such as ink jet and OVJD. Other methods may also be used. The materials to be deposited may be modified to make them compatible with a particular deposition method. For example, substituents such as alkyl and aryl groups, branched or unbranched, and preferably containing at least 3 carbons, may be used in small molecules to enhance their ability to undergo solution processing. Substituents having 20 carbons or more may be used, and 3-20 carbons is a preferred range. Materials with asymmetric structures may have better solution processability than those having symmetric structures, because asymmetric materials may have a lower tendency to recrystallize. Dendrimer substituents may be used to enhance the ability of small molecules to undergo solution processing.

Devices fabricated in accordance with embodiments of the invention may be incorporated into a wide variety of consumer products, including flat panel displays, computer monitors, televisions, billboards, lights for interior or exterior illumination and/or signaling, heads up displays, fully transparent displays, flexible displays, laser printers, telephones, cell phones, personal digital assistants (PDAs), laptop computers, digital cameras, camcorders, viewfinders, micro-displays, vehicles, a large area wall, theater or stadium screen, or a sign. Various control mechanisms may be used to control devices fabricated in accordance with the present invention, including passive matrix and active matrix. Many of the devices are intended for use in a temperature range comfortable to humans, such as 18 degrees C. to 30 degrees C., and more preferably at room temperature (20-25 degrees C.).

The materials and structures described herein may have applications in devices other than OLEDs. For example, other optoelectronic devices such as organic solar cells and organic photodetectors may employ the materials and structures. More generally, organic devices, such as organic transistors, may employ the materials and structures.

The terms halo, halogen, alkyl, cycloalkyl, alkenyl, alkynyl, arylkyl, heterocyclic group, aryl, aromatic group, and heteroaryl are known to the art, and are defined in U.S. Pat. No. 7,279,704 at cols. 31-32, which are incorporated herein by reference.

A compound of Formula I is provided.



Formula I

Ar and Ar' are independently selected from the group consisting of phenyl, biphenyl, naphthyl, dibenzothiophene, and dibenzofuran, which are optionally further substituted. Z is selected from Si and Ge. L is a single bond or comprises aryl, amino, or combinations thereof, and L is optionally further substituted.

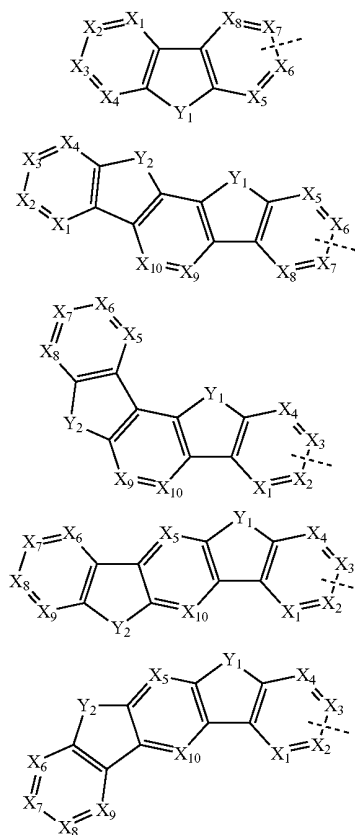
A is a group directly bonded to Z and is selected from the group consisting of dibenzofuran, dibenzothiophene, azadibenzofuran, azadibenzothiophene, dibenzoselenophene, azadibenzoselenophene, and combinations thereof, which

are optionally further substituted with at least one group selected from the group consisting of hydrogen, deuterium, halide, alkyl, cycloalkyl, heteroalkyl, arylalkyl, aryl, aryloxy, arylthio, arylseleno, pyridine, triazine, imidazole, benzimidazole, nitrile, isonitrile, and combinations thereof, and wherein the substitution is optionally fused to the group directly bonded to Z.

B contains a group selected from the group consisting of carbazole, azacarbazole, and combinations thereof, which are optionally further substituted with at least one group selected from the group consisting of hydrogen, deuterium, halide, alkyl, cycloalkyl, heteroalkyl, arylalkyl, alkoxy, aryloxy, amino, silyl, alkenyl, cycloalkenyl, heteroalkenyl, alkynyl, aryl, heteroaryl, acyl, carbonyl, carboxylic acids, ester, nitrile, isonitrile, sulfanyl, sulfanyl, sulfonyl, phosphino, and combinations thereof, and wherein the substitution is optionally fused to the carbazole or azacarbazole group.

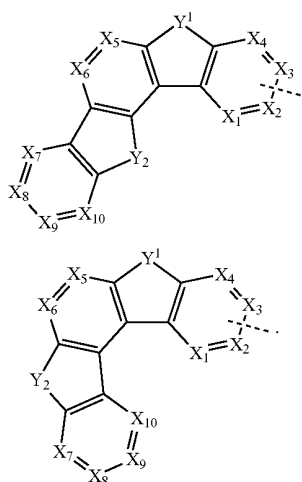
An "aryl" group is an aromatic all carbon group, which can contain one or more fused rings within it. Merely by way of example, and without any limitation, exemplary aryl groups can be phenyl, naphthalene, phenanthrene, corannulene, etc. A "heteroaryl" group is an "aryl" group containing at least one heteroatom. Merely by way of example, and without any limitation, exemplary heteroaryl groups can be pyridine, quinoline, phenanthroline, azacorannulene, etc. Both "aryl" and "heteroaryl" groups can have multiple attachment points connecting them to other fragments.

In one embodiment, A is selected from the group consisting of:

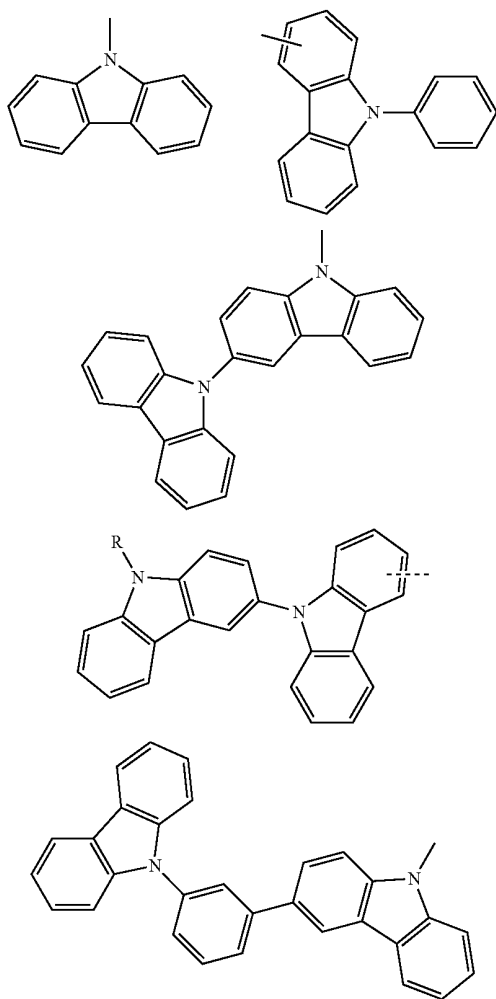


15

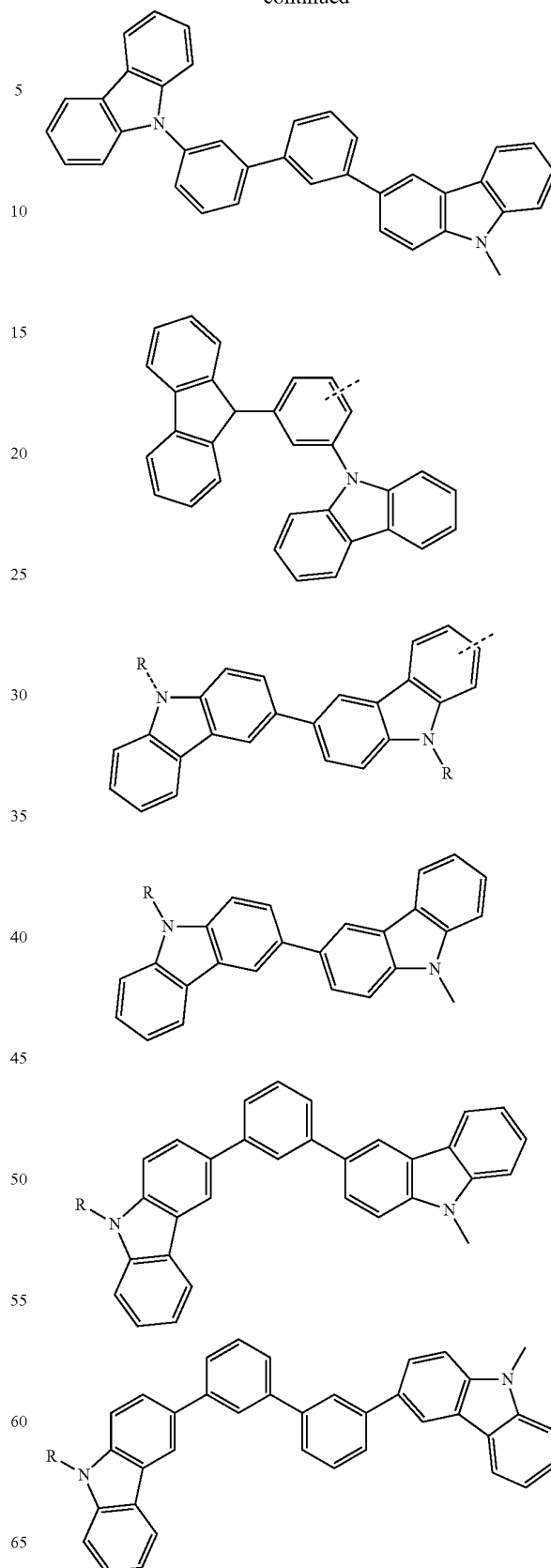
-continued



In one embodiment, B is selected from the group consisting of:

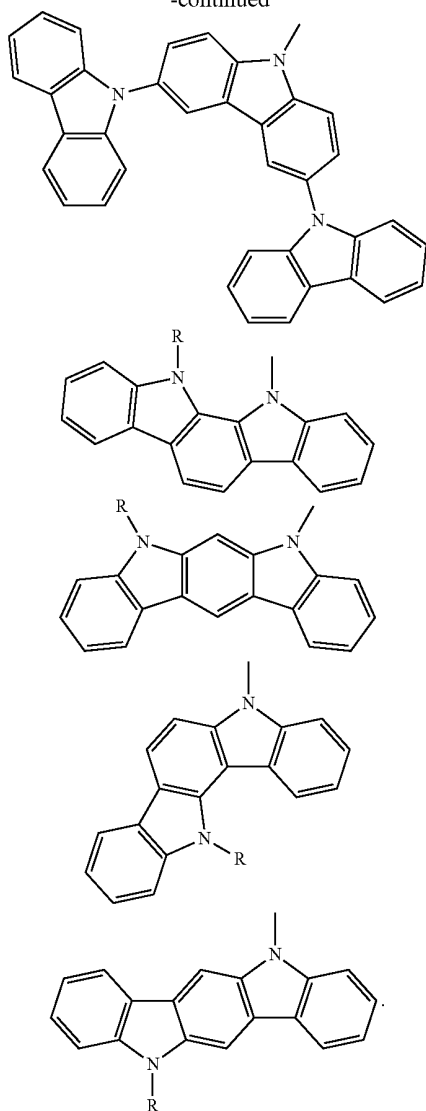
**16**

-continued



17

-continued



Y₁ and Y₂ are independently selected from the group consisting of O, S, and Se, X₁ to X₁₀ are independently selected from the group consisting of CR' and N, and wherein each heteroaromatic ring contains at most one N. R' is selected from the group consisting of hydrogen, deuterium, halide, alkyl, cycloalkyl, heteroalkyl, arylalkyl, aryl, aryloxy, arylthio, arylseleno, pyridine, triazine, imidazole, benzimidazole, nitrile, isonitrile, and combinations thereof. R is selected from the group consisting of hydrogen, deuterium, halide, alkyl, cycloalkyl, heteroalkyl, arylalkyl, alkoxy, aryl, heteroaryl aryloxy, amino, and combinations thereof. The dashed lines in the chemical structures disclosed herein represent a bond through any position on that group capable of forming a single bond with another atom.

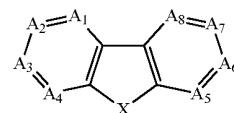
In some embodiments, the A group serves as an electron transporter and the linker unit (L) and the B group serve as the hole transporter.

It is to be understood that when a molecular fragment is described as being a substituent or otherwise attached to another moiety, its name may be written as if it were a fragment (e.g. naphthyl, dibenzofuryl) or as if it were the whole

18

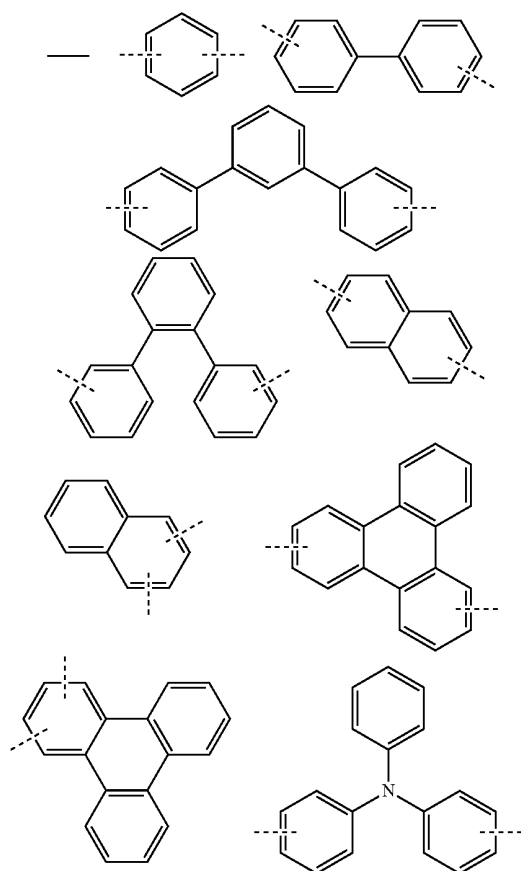
molecule (e.g. naphthalene, dibenzofuran). As used herein, these different ways of designating a substituent or attached fragment are considered to be equivalent.

As used herein, fragments containing the following structure:



are called DBX groups, i.e. dibenzo X, where X is any of the atoms or groups described herein. In the DBX group, A₁-A₈ can comprise carbon or nitrogen.

In one embodiment, L is selected from the group consisting of:



In one embodiment, L is a single bond. In another embodiment, L contains at least one phenyl bonded directly to Z.

In one embodiment, Ar and Ar' are phenyl. In another embodiment, Ar, Ar' are independently substituted with at least one group selected from the group consisting of hydrogen, deuterium, halide, alkyl, cycloalkyl, heteroalkyl, arylalkyl, alkoxy, aryloxy, amino, silyl, alkenyl, cycloalkenyl, heteroalkenyl, alkynyl, aryl, heteroaryl, acyl, carbonyl, carboxylic acids, ester, nitrile, isonitrile, sulfanyl, sulfinyl, sulfonyl, phosphino, and combinations thereof.

The novel compounds of Formula I disclosed herein contain of two different moieties, groups A and B, connected with

19

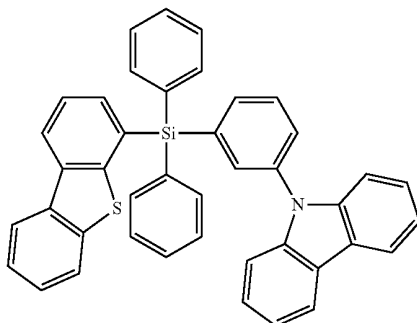
an arylsilane or arylgermane spacer, resulting in an asymmetric structure. By "asymmetric" it is meant that groups A and B, as described above, have different structures. The compounds of Formula I have a number of advantageous properties when used in OLED devices. Firstly, inclusion of two distinct moieties allows fine-tuning the energy levels of the resultant compound, which may facilitate charge injection from adjacent layers and modulate charge trapping by the emitter dopants. Secondly, the two different moieties can be independently selected to have as electron and/or hole transport properties, yielding compounds with bipolar charge transport characteristics. These characteristics may not only suppresses operation voltage but also balance electron and hole fluxes to achieve an extended charge recombination zone. Thirdly, the arylsilane and arylgermane spacers break the conjugation between groups A and B, retaining high triplet energy for the entire molecule, and thus effectively reducing quenching.

20

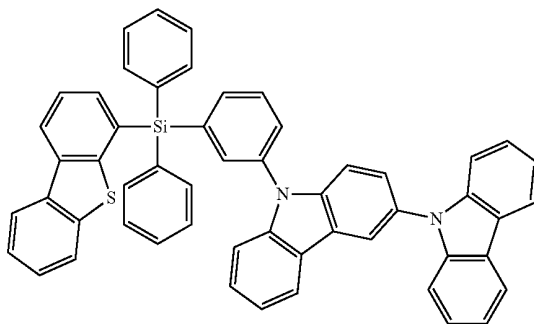
The compounds of Formula I have additional advantages over known symmetric analogs because compounds of Formula I are less prone to crystallization. As a result, compounds of Formula I possess improved film uniformity, which, without being bound by theory, is believed to be a result of reduction in phase separation between the emitters and host materials in OLEDs. The novel compounds of Formula I can be used to improve OLED device performance parameters, such as emission spectrum line shape, efficiency and lifetime. Furthermore, compounds of Formula I also tend to be soluble in organic solvents such as toluene, xylene, and 3-phenoxytoluene, and are amenable to solution processing which is highly desirable for low-cost lighting applications.

In one embodiment, the compound is selected from the group consisting of:

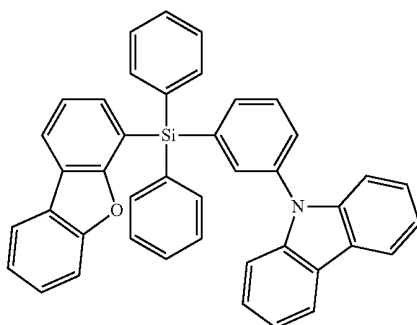
Compound 1



Compound 2



Compound 3

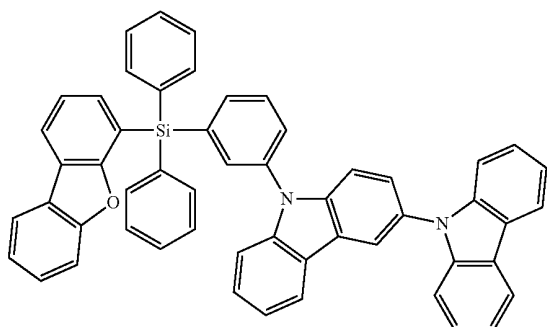


21

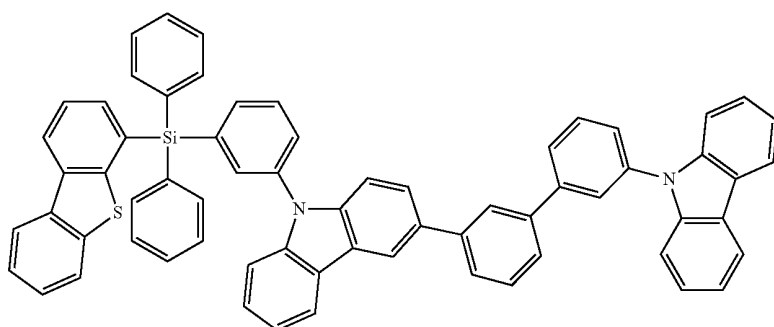
22

-continued

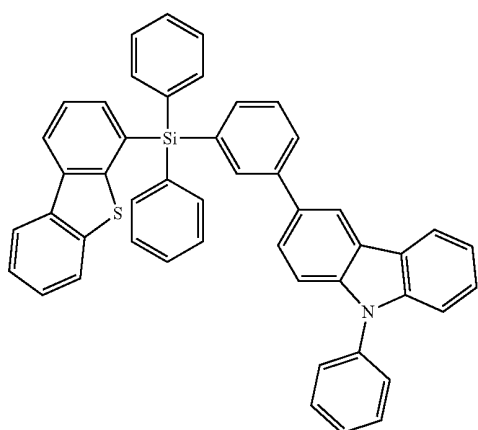
Compound 4



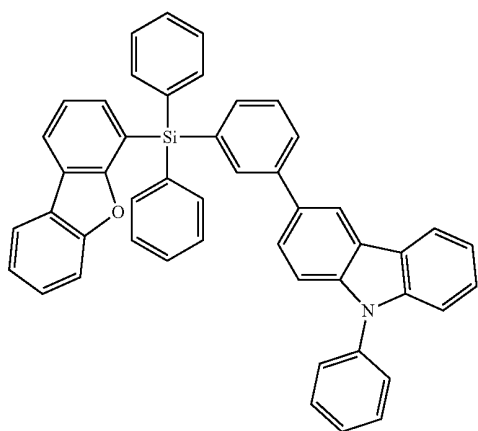
Compound 5



Compound 6

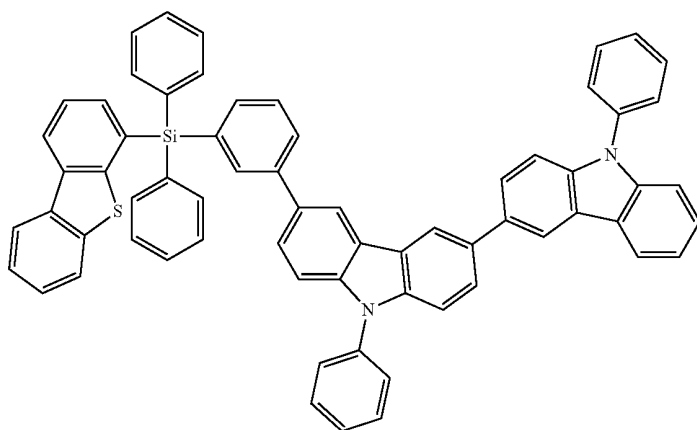


Compound 7

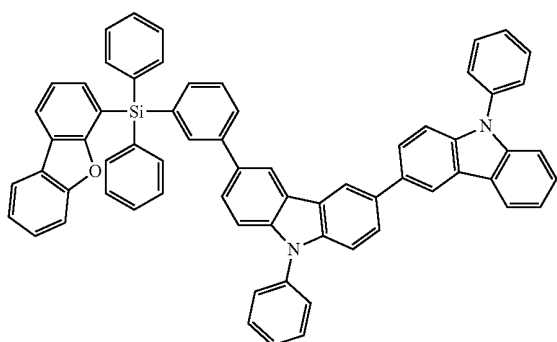


-continued

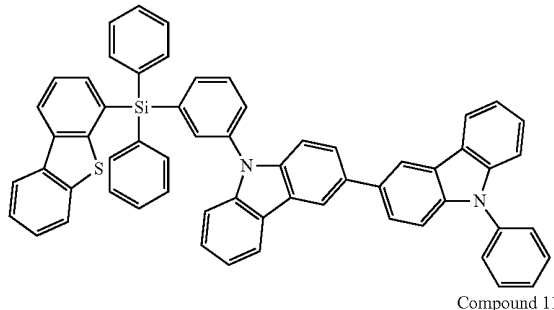
Compound 8



Compound 9



Compound 10



Compound 11

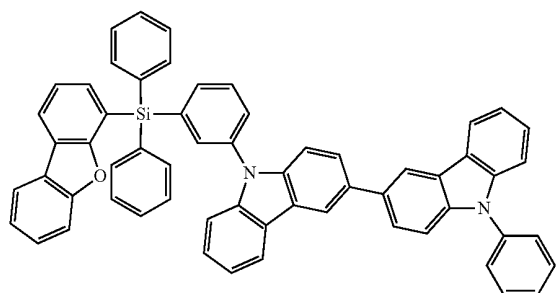


Table 1 lists the triplet energy levels for selected compounds of Formula I and for Comparison Compounds. The triplet energy was measured from the maximum of the highest energy 0-0 vibronic band of the phosphorescence spectra collected in 10^{-4} M solution of the corresponding compound

in 2-methyltetrahydrofuran at 77 K. Although CC-4 contains a silane unit, CC-4 has virtually the same molecular triplet energy as CC-1, 2.76 vs. 2.78 eV. In contrast, Compound 1, which has the dibenzothiophene moiety directly connected to silane unit, has a higher triplet energy of 2.99 eV, suggesting

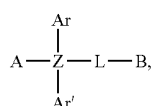
25

that this direct connection is able to maintain the high triplet energy of the dibenzothiophene moiety. This is further supported by Compounds 2-4, CC-2 and CC-3, which all have triplet energies of about 3.0 eV. It is noted that Compound 5 has a lower triplet energy (2.81 eV) than Compounds 1-4, which, without being bound by theory, is believed to be limited by the presence of bicarbazole groups containing a biphenylene bridge.

TABLE 1

Compound	Triplet energy (eV)
1	2.99
2	2.99
3	3.00
4	2.99
5	2.81
CC-1	2.78
CC-2	2.98
CC-3	3.02
CC-4	2.76

A first device is provided. In one embodiment, the first device comprises an organic light emitting device, further comprising an anode, a cathode, and an organic layer, disposed between the anode and the cathode, comprising a compound having the formula:



Ar and Ar' are independently selected from the group consisting of phenyl, biphenyl, naphthyl, dibenzothiophene, and dibenzofuran, which are optionally further substituted. Z is selected from Si and Ge. L is a single bond or comprises aryl, amino, or combinations thereof, and L is optionally further substituted.

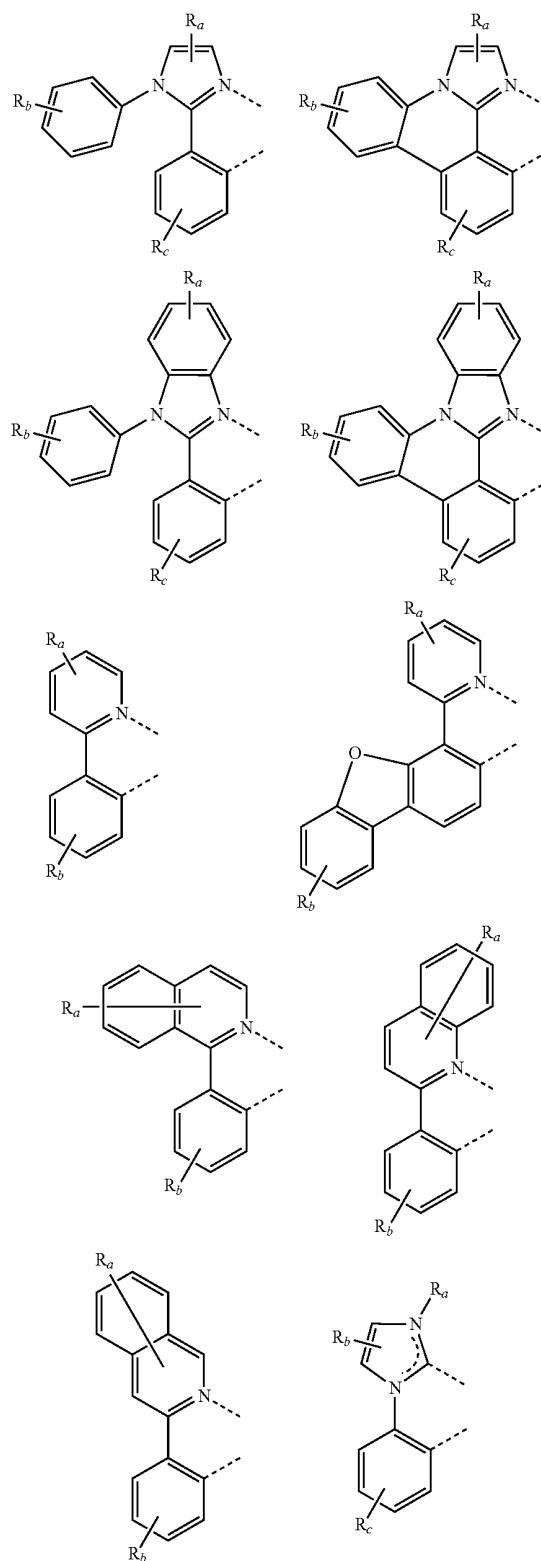
A is a group directly bonded to Z and is selected from the group consisting of dibenzofuran, dibenzothiophene, azadibenzofuran, azadibenzothiophene, dibenzoselenophene, azadibenzoselenophene, and combinations thereof, which are optionally further substituted with a group selected from the group consisting of hydrogen, deuterium, halide, alkyl, cycloalkyl, heteroalkyl, arylalkyl, aryl, aryloxy, arylthio, arylseleno, pyridine, triazine, imidazole, benzimidazole, nitrile, isonitrile, and combinations thereof, and wherein the substitution is optionally fused to at least one benzo ring of the group directly bonded to Z.

B contains a group selected from the group consisting of carbazole, azacarbazole, and combinations thereof, which are optionally further substituted with a group selected from the group consisting of hydrogen, deuterium, halide, alkyl, cycloalkyl, heteroalkyl, arylalkyl, alkoxy, aryloxy, amino, silyl, alkenyl, cycloalkenyl, heteroalkenyl, alkynyl, aryl, heteroaryl, acyl, carbonyl, carboxylic acids, ester, nitrile, isonitrile, sulfanyl, sulfinyl, sulfonyl, phosphino, and combinations thereof, and wherein the substitution is optionally fused to the carbazole or azacarbazole group.

In one embodiment, the organic layer is an emissive layer and the compound of Formula I is a host. In another embodiment, the organic layer further comprises an emissive dopant.

26

In one embodiment, the emissive dopant is a transition metal complex having at least one ligand selected from the group consisting of:

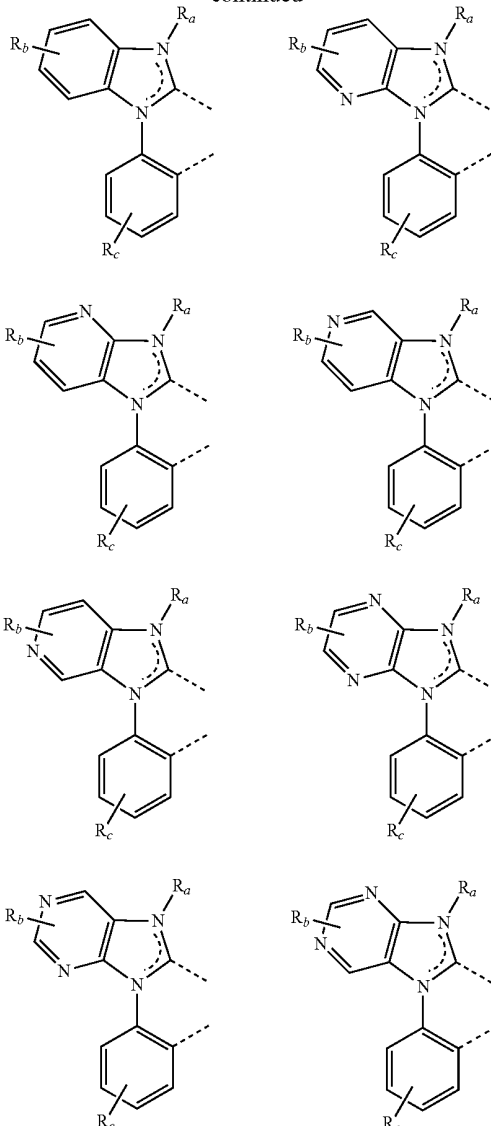


- Kwong, Raymond C. et al., "High Operational Stability of Electrophosphorescent Devices," *Appl. Phys. Lett.*, 81(1):162-164 (2002).
- Holmes, R.J. et al., "Blue Organic Electrophosphorescence Using Exothermic Host-Guest Energy Transfer," *Appl. Phys. Lett.*, 82(15):2422-2424 (2003).
- Sotoyama, Wataru et al., "Efficient Organic Light-Emitting Diodes with Phosphorescent Platinum Complexes Containing NACAN-Coordinating Tridentate Ligand," *Appl. Phys. Lett.*, 86:153505-1-153505-3 (2005).
- Okumoto, Kenji et al., "Green Fluorescent Organic Light-Emitting Device with External Quantum Efficiency of Nearly 10%," *Appl. Phys. Lett.*, 89:063504-1-063504-3 (2006).
- Kanno, Hiroshi et al., "Highly Efficient and Stable Red Phosphorescent Organic Light-Emitting Device Using bis[2-(2-benzothiazoyl)phenolato]zinc(II) as host material," *Appl. Phys. Lett.*, 90:123509-1-123509-3 (2007).
- Aonuma, Masaki et al., "Material Design of Hole Transport Materials Capable of Thick-Film Formation in Organic Light Emitting Diodes," *Appl. Phys. Lett.*, 90:183503-1-183503-3 (2007).
- Sun, Yiru and Forrest, Stephen R., "High-Efficiency White Organic Light Emitting Devices with Three Separate Phosphorescent Emission Layers," *Appl. Phys. Lett.*, 91:263503-1-263503-3 (2007).
- Adachi, Chihaya et al., "High-Efficiency Red Electrophosphorescence Devices," *Appl. Phys. Lett.*, 78(11):1622-1624 (2001).
- Wong, Keith Man-Chung et al., A Novel Class of Phosphorescent Gold(III) Alkynyl-Based Organic Light-Emitting Devices with Tunable Colour, *Chem. Commun.*, 2906-2908 (2005).
- Hamada, Yuji et al., "High Luminance in Organic Electroluminescent Devices with Bis(10-hydroxybenzo[h]quinolinato)beryllium as an Emitter," *Chem. Lett.*, 905-906 (1993).
- Nishida, Jun-ichi et al., "Preparation, Characterization, and Electroluminescence Characteristics of α -Diimine-type Platinum(II) Complexes with Perfluorinated Phenyl Groups as Ligands," *Chem. Lett.*, 34(4):592-593 (2005).
- Mi, Bao-Xiu et al., "Thermally Stable Hole-Transporting Material for Organic Light-Emitting Diode: an Isoindole Derivative," *Chem. Mater.*, 15(16):3148-3151 (2003).
- Huang, Wei-Sheng et al., "Highly Phosphorescent Bis-Cyclometalated Iridium Complexes Containing Benzoimidazole-Based Ligands," *Chem. Mater.*, 16(12):2480-2488 (2004).
- Niu, Yu-Hua et al., "Highly Efficient Electrophosphorescent Devices with Saturated Red Emission from a Neutral Osmium Complex," *Chem. Mater.*, 17(13):3532-3536 (2005).
- Lo, Shih-Chun et al., "Blue Phosphorescence from Iridium(III) Complexes at Room Temperature," *Chem. Mater.*, 18(21):5119-5129 (2006).
- Takizawa, Shin-ya et al., "Phosphorescent Iridium Complexes Based on 2-Phenylimidazo[1,2- α]pyridine Ligands: Tuning of Emission Color toward the Blue Region and Application to Polymer Light-Emitting Devices," *Inorg. Chem.*, 46(10):4308-4319 (2007).
- Lamansky, Sergey et al., "Synthesis and Characterization of Phosphorescent Cyclometalated Iridium Complexes," *Inorg. Chem.*, 40(7):1704-1711 (2001).
- Ranjan, Sudhir et al., "Realizing Green Phosphorescent Light-Emitting Materials from Rhenium(I) Pyrazolato Diimine Complexes," *Inorg. Chem.*, 42(4):1248-1255 (2003).
- Noda, Tetsuya and Shirota, Yasuhiko, "5,5'-Bis(dimesitylboryl)-2,2'-bithiophene and 5,5'-Bis(dimesitylboryl)-2,2':5,2'-terthiophene as a Novel Family of Electron-Transporting Amorphous Molecular Materials," *J. Am. Chem. Soc.*, 120 (37):9714-9715 (1998).
- Sakamoto, Youichi et al., "Synthesis, Characterization, and Electron-Transport Property of Perfluorinated Phenylene Dendrimers," *J. Am. Chem. Soc.*, 122(8):1832-1833 (2000).
- Adachi, Chihaya et al., "Nearly 100% Internal Phosphorescence Efficiency in an Organic Light Emitting Device," *J. Appl. Phys.*, 90(10):5048-5051 (2001).
- Shirota, Yasuhiko et al., "Starburst Molecules Based on π -Electron Systems as Materials for Organic Electroluminescent Devices," *Journal of Luminescence*, 72-74:985-991 (1997).
- Inada, Hiroshi and Shirota, Yasuhiko, "1,3,5-Tris[4-(diphenylamino)phenyl]benzene and its Methylsubstituted Derivatives as a Novel Class of Amorphous Molecular Materials," *J. Mater. Chem.*, 3(3):319-320 (1993).
- Kido, Junji et al., 1,2,4-Triazole Derivative as an Electron Transport Layer in Organic Electroluminescent Devices, *Jpn. J. Appl. Phys.*, 32:L917-L920 (1993).
- Van Slyke, S. A. et al., "Organic Electroluminescent Devices with Improved Stability," *Appl. Phys. Lett.*, 69(15):2160-2162 (1996).
- Guo, Tzung-Fang et al., "Highly Efficient Electrophosphorescent Polymer Light-Emitting Devices," *Organic Electronics*, 1:15-20 (2000).
- Palilis, Leonidas C., "High Efficiency Molecular Organic Light-Emitting Diodes Based on Silole Derivatives and Their Exciplexes," *Organic Electronics*, 4:113-121 (2003).
- Ikeda, Hisao et al., "P-185: Low-Drive-Voltage OLEDs with a Buffer Layer Having Molybdenum Oxide," *SID Symposium Digest*, 37:923-926 (2006).
- T. Östergård et al., "Langmuir-Blodgett Light-Emitting Diodes of Poly(3-Hexylthiophene): Electro-Optical Characteristics Related to Structure," *Synthetic Metals*, 87:171-177 (1997).
- Hu, Nan-Xing et al., "Novel High T_g Hole-Transport Molecules Based on Indolo[3,2-*b*]carbazoles for Organic Light-Emitting Devices," *Synthetic Metals*, 111-112:421-424 (2000).
- Salbeck, J. et al., "Low Molecular Organic Glasses for Blue Electroluminescence," *Synthetic Metals*, 91:209-215 (1997).
- Baldo et al., "Highly Efficient Phosphorescent Emission from Organic Electroluminescent Devices," *Nature*, vol. 395, 151-154, (1998).
- Baldo et al., "Very high-efficiency green organic light-emitting devices based on electrophosphorescence," *Appl. Phys. Lett.*, vol. 75, No. 3, 4-6 (1999).

* cited by examiner

27

-continued



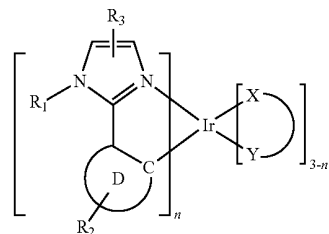
wherein R_a , R_b , and R_c can represent mono, di, tri or tetra substitutions.

R_a , R_b , and R_c are independently selected from the group consisting of hydrogen, deuterium, halide, alkyl, cycloalkyl, heteroalkyl, arylalkyl, alkoxy, aryloxy, amino, silyl, alkenyl,

28

cycloalkenyl, heteroalkenyl, alkynyl, aryl, heteroaryl, acyl, carbonyl, carboxylic acids, ester, nitrile, isonitrile, sulfanyl, sulfinyl, sulfonyl, phosphino, and combinations thereof, and wherein two adjacent substituents of R_a , R_b , and R_c are optionally joined to form a fused ring.

In one embodiment the emissive dopant has the formula



D is a 5- or 6-membered carbocyclic or heterocyclic ring and R_1 , R_2 , and R_3 independently represent mono, di, tri or tetra substitution. Each of R_1 , R_2 , and R_3 are independently selected from the group consisting of hydrogen, deuterium, halide, alkyl, cycloalkyl, heteroalkyl, arylalkyl, alkoxy, aryloxy, amino, silyl, alkenyl, cycloalkenyl, heteroalkenyl, alkynyl, aryl, heteroaryl, acyl, carbonyl, carboxylic acids, ester, nitrile, isonitrile, sulfanyl, sulfinyl, sulfonyl, phosphino, and combinations thereof. X—Y represents another ligand, and n is 1, 2, or 3. R_1 can be optionally linked to ring D.

In another embodiment, the device further comprises a second organic layer that is a non-emissive layer and the compound having Formula I is a material in the second organic layer.

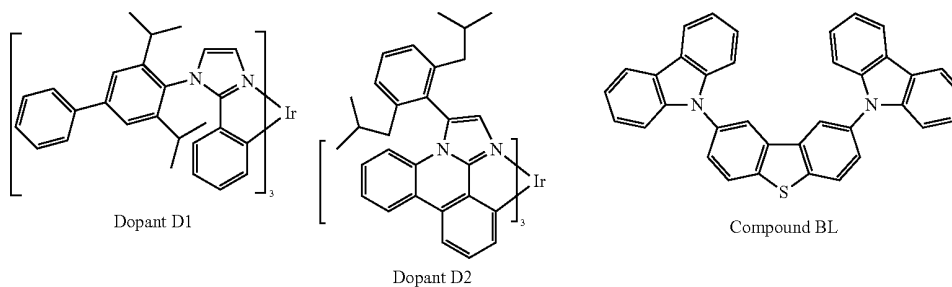
In one embodiment, the second organic layer is a blocking layer and the compound having Formula I is a blocking material in the second organic layer.

In one embodiment, the second organic layer is an electron transporting layer and the compound having the Formula I is an electron transporting material in the second organic layer.

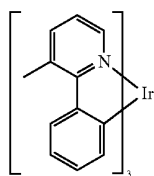
In one embodiment, the first device is a consumer product. In another embodiment, the first device is an organic light-emitting device.

Device Examples

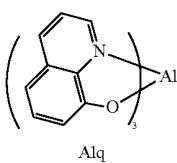
The structures of the materials used in the device examples are shown below:



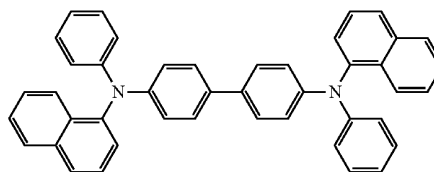
-continued



Compound HIL

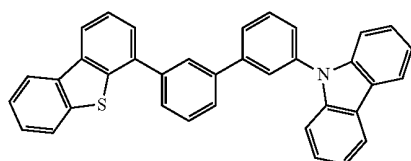


Alq

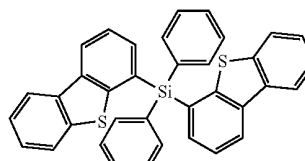


Compound NPD

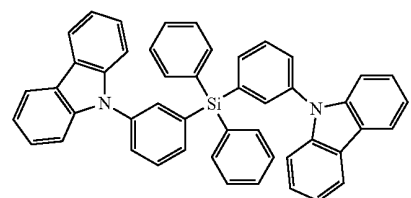
The structures of the Comparative Compounds described herein are as follows:



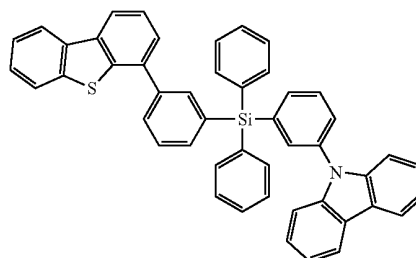
CC-1



CC-2



CC-3



CC-4

All example devices were fabricated by high vacuum (<10⁻⁷ Torr) thermal evaporation (VTE). The anode electrode is 800 Å of indium tin oxide (ITO). The cathode consisted of 10 Å of LiF followed by 1,000 Å of Al. All devices are encapsulated with a glass lid sealed with an epoxy resin in a nitrogen glove box (<1 ppm of H₂O and O₂) immediately after fabrication, and a moisture getter was incorporated inside the package.

The organic stack of the OLED device used in the Examples and Comparative Device Examples has the follow-

ing structure: from the ITO surface, 100 Å of Compound HIL as the hole injection layer, 300 Å of NPD as the hole transporting layer (HTL), 300 Å of a compound of Formula I (CC-1, CC-2, CC-3, or CC-4 doped with 15 weight percent of Dopant D1 or Dopant D2 as the emissive layer (EML), 50 Å of Compound BL or a compound of Formula I as the Blocking Layer (BL) and 400 Å of Alq as the electron transporting layer (ETL). The device structure is shown in FIG. 4.

TABLE 2

Example	Host	Dopant	BL	At 1000 nits						
				1931 CIE		λ_{max}	LE	EQE	PE	LT _{80%}
				x	y					
						[nm]	[cd/A]	[%]	[lm/W]	[h]
Device Example 1	Compound 1	Dopant D1	Compound BL	0.177	0.390	474	43.5	19.2	20.0	73
Device Example 2	Compound 2	Dopant D1	Compound BL	0.175	0.387	474	43.9	19.6	21.2	76
Device Example 3	Compound 3	Dopant D1	Compound BL	0.175	0.382	474	43.4	19.5	21.0	63
Device Example 4	Compound 4	Dopant D1	Compound BL	0.179	0.404	474	43.1	18.7	21.0	73
Device Example 5	Compound 5	Dopant D1	Compound BL	0.177	0.399	474	47.2	20.6	22.1	53

TABLE 2-continued

Table 1. Comparison of the photophysical and electrochemical properties of the devices.											
Example	Host	Dopant	BL	At 1000 nits							At 20 mA/cm ²
				1931 CIE		λ_{max}	LE	EQE	PE	LT _{80%}	
				x	y						[nm]
Device Example 6	Compound 1	Dopant D1	Compound 1	0.174	0.382	474	41.8	18.8	16.6	66	
Device Example 7	Compound 2	Dopant D1	Compound 2	0.173	0.383	474	36.7	16.5	14.9	58	
Device Example 8	Compound 3	Dopant D1	Compound 3	0.170	0.371	474	39.8	18.2	18.4	49	
Device Example 9	Compound 4	Dopant D1	Compound 4	0.177	0.399	474	38.0	16.6	15.2	63	
Device Example 10	Compound 5	Dopant D1	Compound 5	0.176	0.395	474	43.0	19.0	17.3	53	
Comparative Device Example 1	Compound CC-1	Dopant D1	Compound BL	0.179	0.396	474	35.4	15.4	15.5	176	
Comparative Device Example 2	Compound CC-2	Dopant D1	Compound BL	0.178	0.396	474	46.1	20.1	21.6	34	
Comparative Device Example 3	Compound CC-3	Dopant D1	Compound BL	0.177	0.388	474	42.9	18.9	19.8	40	
Comparative Device Example 4	Compound CC-4	Dopant D1	Compound BL	0.172	0.376	474	43	19.6	20.2	86	

Table 2 is a summary of the device data, where Dopant D1 is the emitter. The luminous efficiency (LE), external quantum efficiency (EQE) and power efficiency (PE) were measured at 1000 nits, while the lifetime (LT_{80%}) was defined as the time required for the device to decay to 80% of its initial luminance under a constant current density of 20 mA/cm². In some embodiments, the compounds containing a silane bridge demonstrate higher efficiency, e.g. Device Examples 1-5 and Comparative Device Examples 2 and 3 compared to Comparative Device Example 1. Without being bound by theory, these results are attributable in part to the breakage of conjugation by the silane bridge and retention of high triplet energy for individual molecules. Additionally, the steric hindrance introduced by the tetraphenylsilane unit can also prevent unfavorable intermolecular stacking that can decrease the triplet energy in the solid state. A high triplet energy of the host effectively confines the excitons on emitters, leading to high efficiency.

Additionally, devices with the asymmetric silane hosts (i.e. compounds of Formula I with Z=Si) containing both DBX

and carbazole moieties have improved lifetimes than those with the symmetric silane hosts (Device Examples 1-5 vs. Comparative Device Examples 2 and 3). Device Examples 1, 2 and 4 have twice the lifetimes of Comparative Device Example 2. This increase in lifetime is attributable to the bipolar nature of the compounds of Formula I, which helps to balance charge fluxes. Without being bound by theory, it is believed that the balanced electron/hole fluxes spread the charge recombination zone, which preserves a high efficiency at high brightness by suppressing or reducing exciton quenching. An expanded charge recombination zone also extends the device lifetime by allowing a larger population of molecules to have charge transport, exciton formation, and light emission roles. Furthermore, compounds of Formula I can also be used in the hole blocking layers, as illustrated in Device Examples 6-10. Since compounds of Formula I can serve both as hosts and hole blocking materials in the hole blocking layers, incorporation of these materials into optical devices is expected to reduce device fabrication cost.

TABLE 3

Example	Host	Dopant	BL	1931 CIE		λ_{max}	At 1000 nits				At 2000 nits
				x	y		[nm]	[cd/A]	[%]	[lm/W]	LT _{80%}
Device Example 11	Compound 1	Dopant D2	Compound BL	0.154	0.240	462	24.2	14.5	12.4	32	
Device Example 12	Compound 2	Dopant D2	Compound BL	0.155	0.238	462	22.6	13.6	11.9	23	
Device Example 13	Compound 3	Dopant D2	Compound BL	0.153	0.237	462	23.3	14.1	11.9	23	
Device Example 14	Compound 4	Dopant D2	Compound BL	0.155	0.232	462	21.4	13.1	10.9	20	

It is noted that Compounds 1-4 have high triplet energies and are suitable as hosts for deeper blue emitters. For illustration, Table 3 is a summary of the device data where the emissive layer comprises of a compound of Formula I doped with 15 weight percent of Dopant D2. The luminous efficiency (LE), external quantum efficiency (EQE) and power efficiency (PE) were measured at 1000 nits, while the lifetime (LT_{80%}) was defined as the time required for the device to decay to 80% of its initial luminance of 2000 nits under a constant current density.

Device Examples 11-14 also show good efficiencies, indicating that the triplet energy of the host is sufficiently high so as not to quench the emission of the deeper blue dopant.

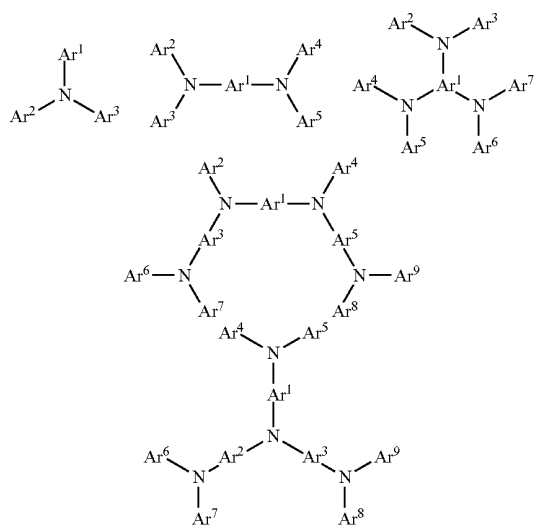
Combination with Other Materials

The materials described herein as useful for a particular layer in an organic light emitting device may be used in combination with a wide variety of other materials present in the device. For example, emissive dopants disclosed herein may be used in conjunction with a wide variety of hosts, transport layers, blocking layers, injection layers, electrodes and other layers that may be present. The materials described or referred to below are non-limiting examples of materials that may be useful in combination with the compounds disclosed herein, and one of skill in the art can readily consult the literature to identify other materials that may be useful in combination.

HIL/HTL:

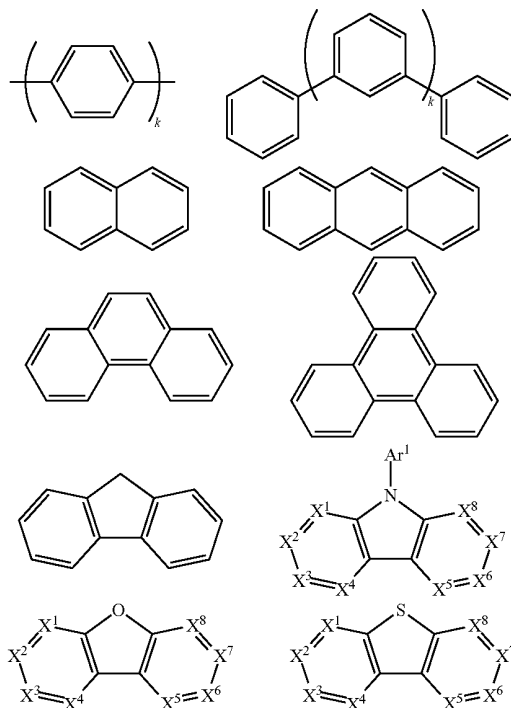
A hole injecting/transporting material to be used in the present invention is not particularly limited, and any compound may be used as long as the compound is typically used as a hole injecting/transporting material. Examples of the material include, but not limit to: a phthalocyanine or porphyrin derivative; an aromatic amine derivative; an indole-carbazole derivative; a polymer containing fluorohydrocarbon; a polymer with conductivity dopants; a conducting polymer, such as PEDOT/PSS; a self-assembly monomer derived from compounds such as phosphonic acid and silane derivatives; a metal oxide derivative, such as MoO₃; a p-type semiconducting organic compound, such as 1,4,5,8,9,12-Hexaazatriphenylenehexacarbonitrile; a metal complex, and a cross-linkable compounds.

Examples of aromatic amine derivatives used in HIL or HTL include, but not limit to the following general structures:



Each of Ar¹ to Ar⁹ is selected from the group consisting of aromatic hydrocarbon cyclic compounds such as benzene, biphenyl, triphenyl, triphenylene, naphthalene, anthracene, phenylene, phenanthrene, fluorene, pyrene, chrysene, perylene, azulene; group consisting aromatic heterocyclic compounds such as dibenzothiophene, dibenzofuran, dibenzoselenophene, furan, thiophene, benzofuran, benzothiophene, benzoselenophene, carbazole, indolocarbazole, pyridylindole, pyrrolodipyrindine, pyrazole, imidazole, triazole, oxazole, thiazole, oxadiazole, oxatriazole, dioxazole, thiadiazole, pyridine, pyridazine, pyrimidine, pyrazine, triazine, oxazine, oxathiazine, oxadiazine, indole, benzimidazole, indazole, indoxazine, benzoxazole, benzisoxazole, benzothiazole, quinoline, isoquinoline, cinnoline, quinazoline, quinoxaline, naphthyridine, phthalazine, pteridine, xanthene, acridine, phenazine, phenothiazine, phenoxazine, benzofuro-pyridine, furodipyrindine, benzothienopyridine, thienodipyrindine, benzoselenophenopyridine, and selenophenodipyrindine; and group consisting 2 to 10 cyclic structural units which are groups of the same type or different types selected from the aromatic hydrocarbon cyclic group and the aromatic heterocyclic group and are bonded to each other directly or via at least one of oxygen atom, nitrogen atom, sulfur atom, silicon atom, phosphorus atom, boron atom, chain structural unit and the aliphatic cyclic group. Wherein each Ar is further substituted by a substituent selected from the group consisting of hydrogen, deuterium, halide, alkyl, cycloalkyl, heteroalkyl, arylalkyl, alkoxy, aryloxy, amino, silyl, alkenyl, cycloalkenyl, heteroalkenyl, alkynyl, aryl, heteroaryl, acyl, carbonyl, carboxylic acids, ester, nitrile, isonitrile, sulfanyl, sulfinyl, sulfonyl, phosphino, and combinations thereof.

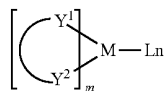
In one embodiment, Ar¹ to Ar⁹ is independently selected from the group consisting of:



k is an integer from 1 to 20; X¹ to X⁸ is C (including CH) or N; Ar¹ has the same group defined above.

35

Examples of metal complexes used in HIL or HTL include, but not limit to the following general formula:



M is a metal, having an atomic weight greater than 40; (Y¹—Y²) is a bidentate ligand, Y¹ and Y² are independently selected from C, N, O, P, and S; L is an ancillary ligand; m is an integer value from 1 to the maximum number of ligands that may be attached to the metal; and m+n is the maximum number of ligands that may be attached to the metal.

In one aspect, (Y¹—Y²) is a 2-phenylpyridine derivative.

In another aspect, (Y¹—Y²) is a carbene ligand.

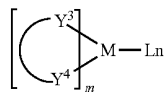
In another aspect, M is selected from Ir, Pt, Os, and Zn.

In a further aspect, the metal complex has a smallest oxidation potential in solution vs. Fe⁺/Fe couple less than about 0.6 V.

Host:

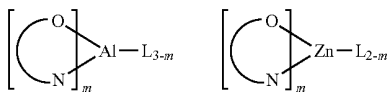
The light emitting layer of the organic EL device of the present invention preferably contains at least a metal complex as light emitting material, and may contain a host material using the metal complex as a dopant material. Examples of the host material are not particularly limited, and any metal complexes or organic compounds may be used as long as the triplet energy of the host is larger than that of the dopant.

Examples of metal complexes used as host are preferred to have the following general formula:



M is a metal; (Y³—Y⁴) is a bidentate ligand, Y³ and Y⁴ are independently selected from C, N, O, P, and S; L is an ancillary ligand; m is an integer value from 1 to the maximum number of ligands that may be attached to the metal; and m+n is the maximum number of ligands that may be attached to the metal.

In one aspect, the metal complexes are:



(O—N) is a bidentate ligand, having metal coordinated to atoms O and N.

In another aspect, M is selected from Ir and Pt.

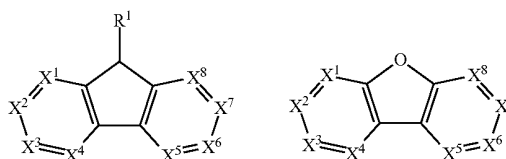
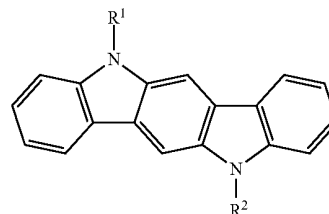
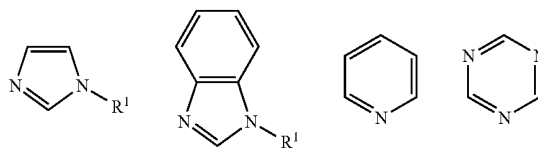
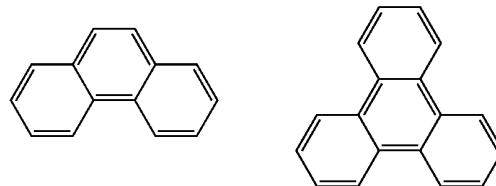
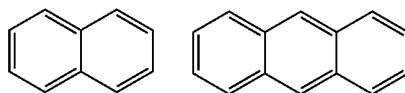
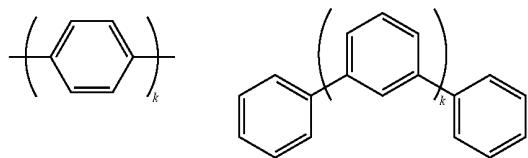
In a further aspect, (Y³—Y⁴) is a carbene ligand.

Examples of organic compounds used as host are selected from the group consisting aromatic hydrocarbon cyclic compounds such as benzene, biphenyl, triphenyl, triphenylene, naphthalene, anthracene, phenalene, phenanthrene, fluorene, pyrene, chrysene, perylene, azulene; group consisting aromatic heterocyclic compounds such as dibenzothiophene, dibenzofuran, dibenzoselenophene, furan, thiophene, benzofuran, benzothiophene, benzoselenophene, carbazole, indolocarbazole, pyridylindole, pyrrolodipyridine, pyrazole, imidazole, triazole, oxazole, thiazole, oxadiazole, oxatriazole, dioxazole, thiadiazole, pyridine, pyridazine, pyrimidine,

36

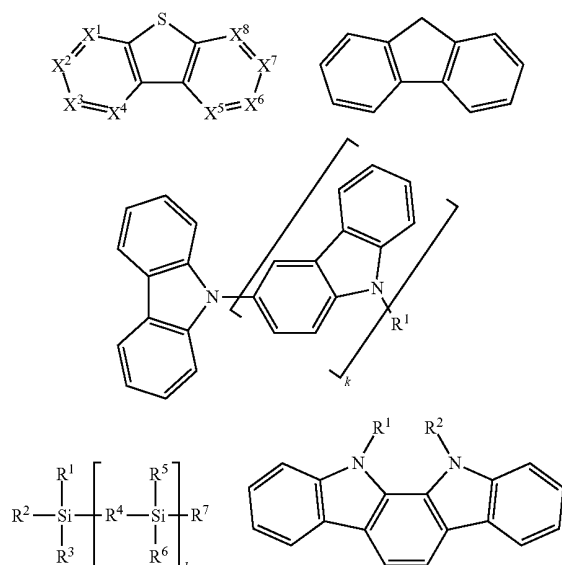
pyrazine, triazine, oxazine, oxathiazine, oxadiazine, indole, benzimidazole, indazole, indoxazine, benzoxazole, benzisoxazole, benzothiazole, quinoline, isoquinoline, cinnoline, quinazoline, quinoxaline, naphthyridine, phthalazine, pteridine, xanthene, acridine, phenazine, phenothiazine, phenoxazine, benzofurpyridine, furodipyridine, benzothienopyridine, thienodipyridine, benzoselenophenopyridine, and selenophenodipyridine; and group consisting 2 to 10 cyclic structural units which are groups of the same type or different types selected from the aromatic hydrocarbon cyclic group and the aromatic heterocyclic group and are bonded to each other directly or via at least one of oxygen atom, nitrogen atom, sulfur atom, silicon atom, phosphorus atom, boron atom, chain structural unit and the aliphatic cyclic group. Wherein each group is further substituted by a substituent selected from the group consisting of hydrogen, deuterium, halide, alkyl, cycloalkyl, heteroalkyl, arylalkyl, alkoxy, aryloxy, amino, silyl, alkenyl, cycloalkenyl, heteroalkenyl, alkynyl, aryl, heteroaryl, acyl, carbonyl, carboxylic acids, ester, nitrile, isonitrile, sulfanyl, sulfanyl, sulfonyl, phosphino, and combinations thereof.

In one aspect, host compound contains at least one of the following groups in the molecule:



37

-continued



R^1 to R^7 is independently selected from the group consisting of hydrogen, deuterium, halide, alkyl, cycloalkyl, heteroalkyl, arylalkyl, alkoxy, aryloxy, amino, silyl, alkenyl, cycloalkenyl, heteroalkenyl, alkynyl, aryl, heteroaryl, acyl, carbonyl, carboxylic acids, ester, nitrile, isonitrile, sulfanyl, sulfinyl, sulfonyl, phosphino, and combinations thereof, when it is aryl or heteroaryl, it has the similar definition as Ar's mentioned above.

k is an integer from 0 to 20.

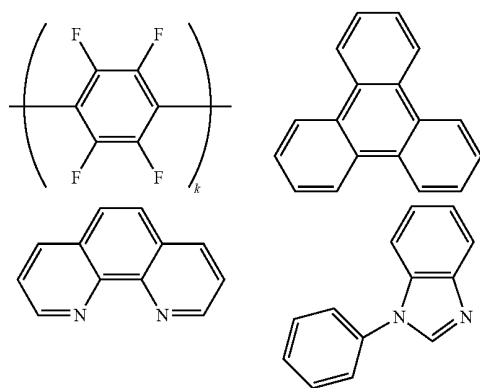
X^1 to X^8 is selected from C (including CH) or N.

HBL:

A hole blocking layer (HBL) may be used to reduce the number of holes and/or excitons that leave the emissive layer. The presence of such a blocking layer in a device may result in substantially higher efficiencies as compared to a similar device lacking a blocking layer. Also, a blocking layer may be used to confine emission to a desired region of an OLED.

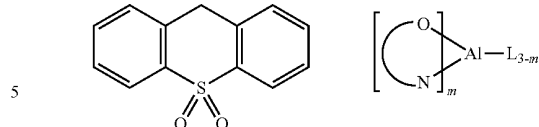
In one aspect, compound used in HBL contains the same molecule used as host described above.

In another aspect, compound used in HBL contains at least one of the following groups in the molecule:



38

-continued

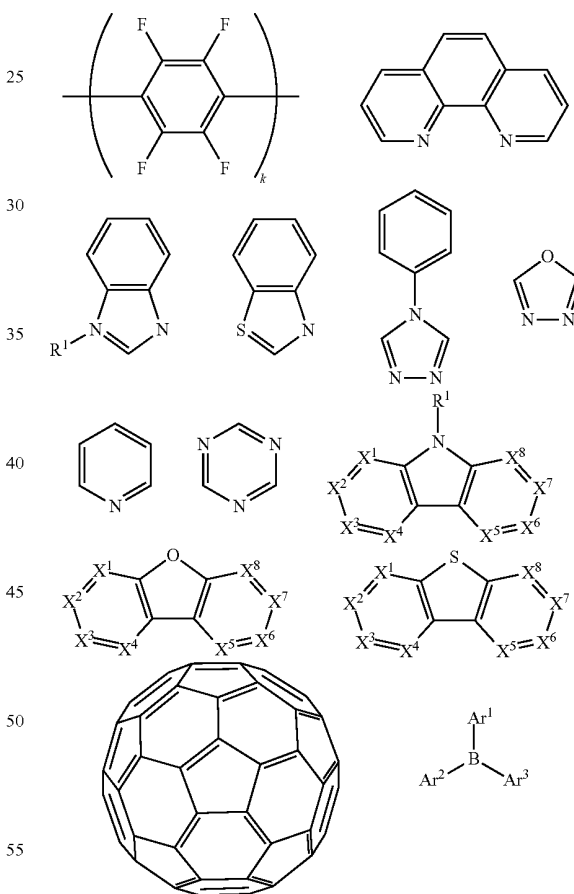


k is an integer from 0 to 20; L is an ancillary ligand, m is an integer from 1 to 3.

ETL:

Electron transport layer (ETL) may include a material capable of transporting electrons. Electron transport layer may be intrinsic (undoped), or doped. Doping may be used to enhance conductivity. Examples of the ETL material are not particularly limited, and any metal complexes or organic compounds may be used as long as they are typically used to transport electrons.

In one aspect, compound used in ETL contains at least one of the following groups in the molecule:



R^1 is selected from the group consisting of hydrogen, deuterium, halide, alkyl, cycloalkyl, heteroalkyl, arylalkyl, alkoxy, aryloxy, amino, silyl, alkenyl, cycloalkenyl, heteroalkenyl, alkynyl, aryl, heteroaryl, acyl, carbonyl, carboxylic acids, ester, nitrile, isonitrile, sulfanyl, sulfinyl, sulfonyl, phosphino, and combinations thereof, when it is aryl or heteroaryl, it has the similar definition as Ar's mentioned above.

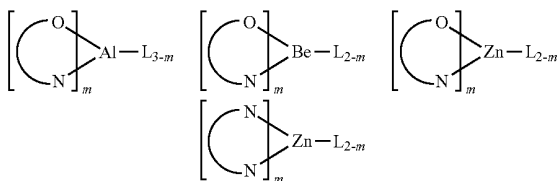
Ar^1 to Ar^3 has the similar definition as Ar's mentioned above.

39

k is an integer from 0 to 20.

X¹ to X⁸ is selected from C (including CH) or N.

In another aspect, the metal complexes used in ETL contains, but not limit to the following general formula:



(O—N) or (N—N) is a bidentate ligand, having metal coordinated to atoms O, N or N, N; L is an ancillary ligand; m

40

is an integer value from 1 to the maximum number of ligands that may be attached to the metal.

In any above-mentioned compounds used in each layer of the OLED device, the hydrogen atoms can be partially or fully deuterated.

In addition to and/or in combination with the materials disclosed herein, many hole injection materials, hole transporting materials, host materials, dopant materials, exciton/hole blocking layer materials, electron transporting and electron injecting materials may be used in an OLED. Non-limiting examples of the materials that may be used in an OLED in combination with materials disclosed herein are listed in Table 4 below. Table 4 lists non-limiting classes of materials, non-limiting examples of compounds for each class, and references that disclose the materials.

TABLE 4

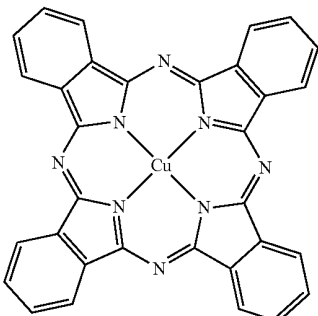
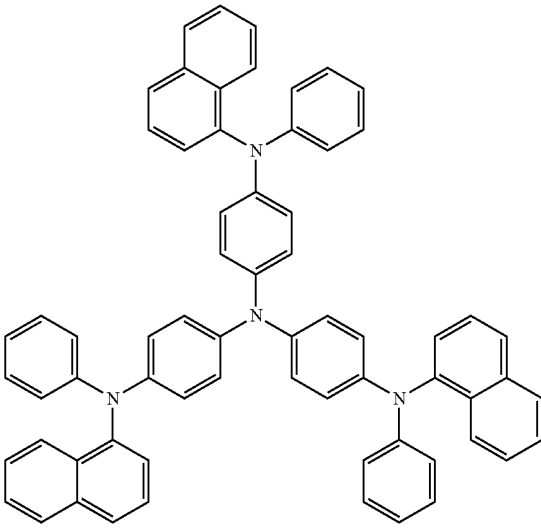
MATERIAL	EXAMPLES OF MATERIAL	PUBLICATIONS
Hole injection materials		
Phthalocyanine and porphyrin compounds		Appl. Phys. Lett. 69, 2160 (1996)
Starburst triaryl amines		J. Lumin. 72-74, 985 (1997)
CF _x Fluorohydrocarbon polymer	$\text{—}[\text{CH}_2\text{F}_y]_n\text{—}$	Appl. Phys. Lett. 78, 673 (2001)

TABLE 4-continued

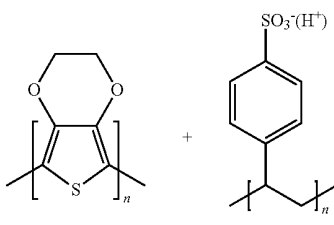
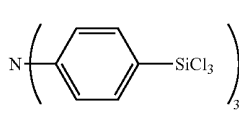
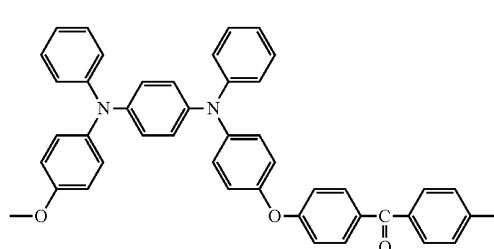
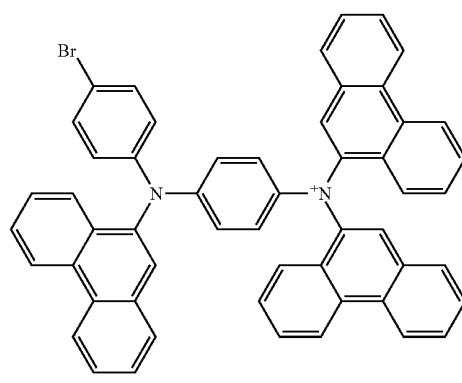
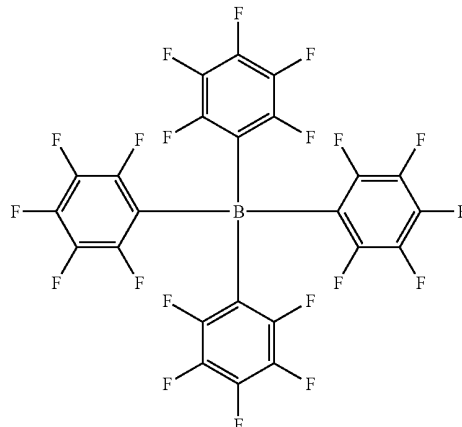
MATERIAL	EXAMPLES OF MATERIAL	PUBLICATIONS
Conducting polymers (e.g., PEDOT:PSS, polyaniline, polythiophene)		Synth. Met. 87, 171 (1997) WO2007002683
Phosphonic acid and silane SAMs		US20030162053
Triarylamine or polythiophene polymers with conductivity dopants	 <p>and</p>  	EP1725079A1

TABLE 4-continued

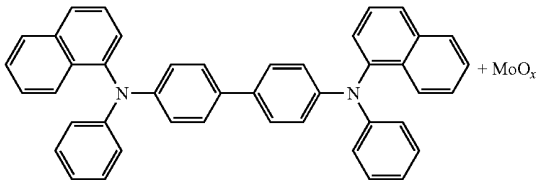
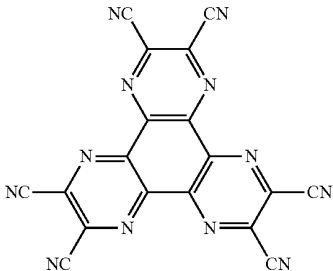
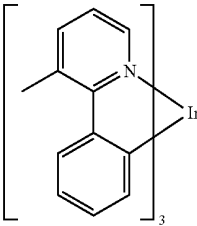
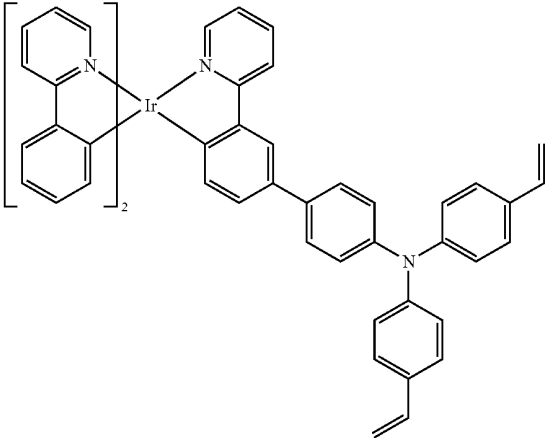
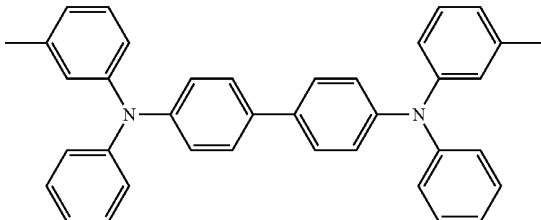
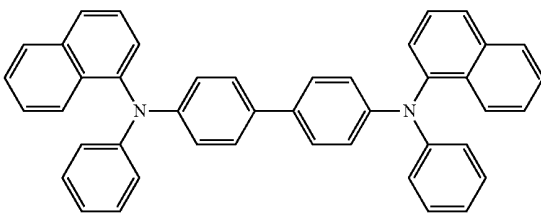
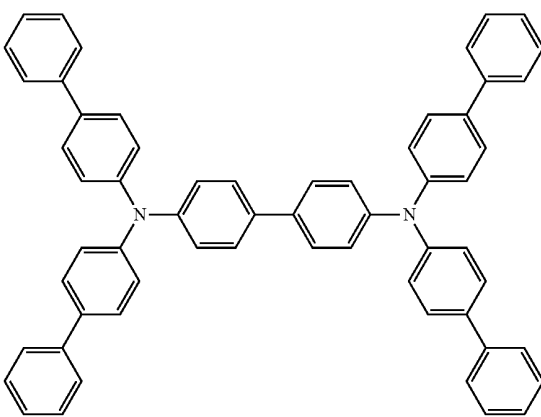
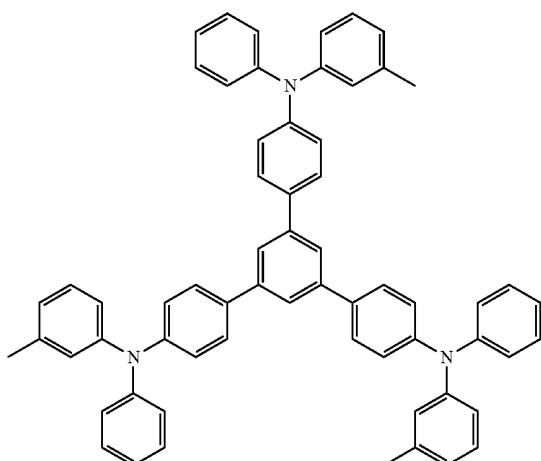
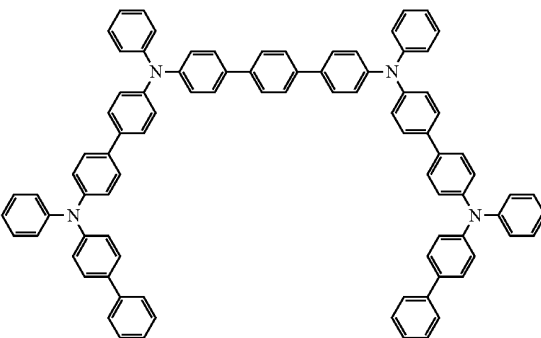
MATERIAL	EXAMPLES OF MATERIAL	PUBLICATIONS
Arylamines complexed with metal oxides such as molybdenum and tungsten oxides	 $+ MoO_x$	SID Symposium Digest, 37,923 (2006) WO2009018009
p-type semiconducting organic complexes		US20020158242
Metal organometallic complexes		US20060240279
Cross-linkable compounds		US20080220265
Hole transporting materials		
Triarylamines (e.g., TPD, α -NPD)		Appl. Phys. Lett. 51, 913 (1987)

TABLE 4-continued

MATERIAL	EXAMPLES OF MATERIAL	PUBLICATIONS
		US5061569
		EP650955
		J. Mater. Chem. 3, 319 (1993)
		Appl. Phys. Lett. 90, 183503 (2007)

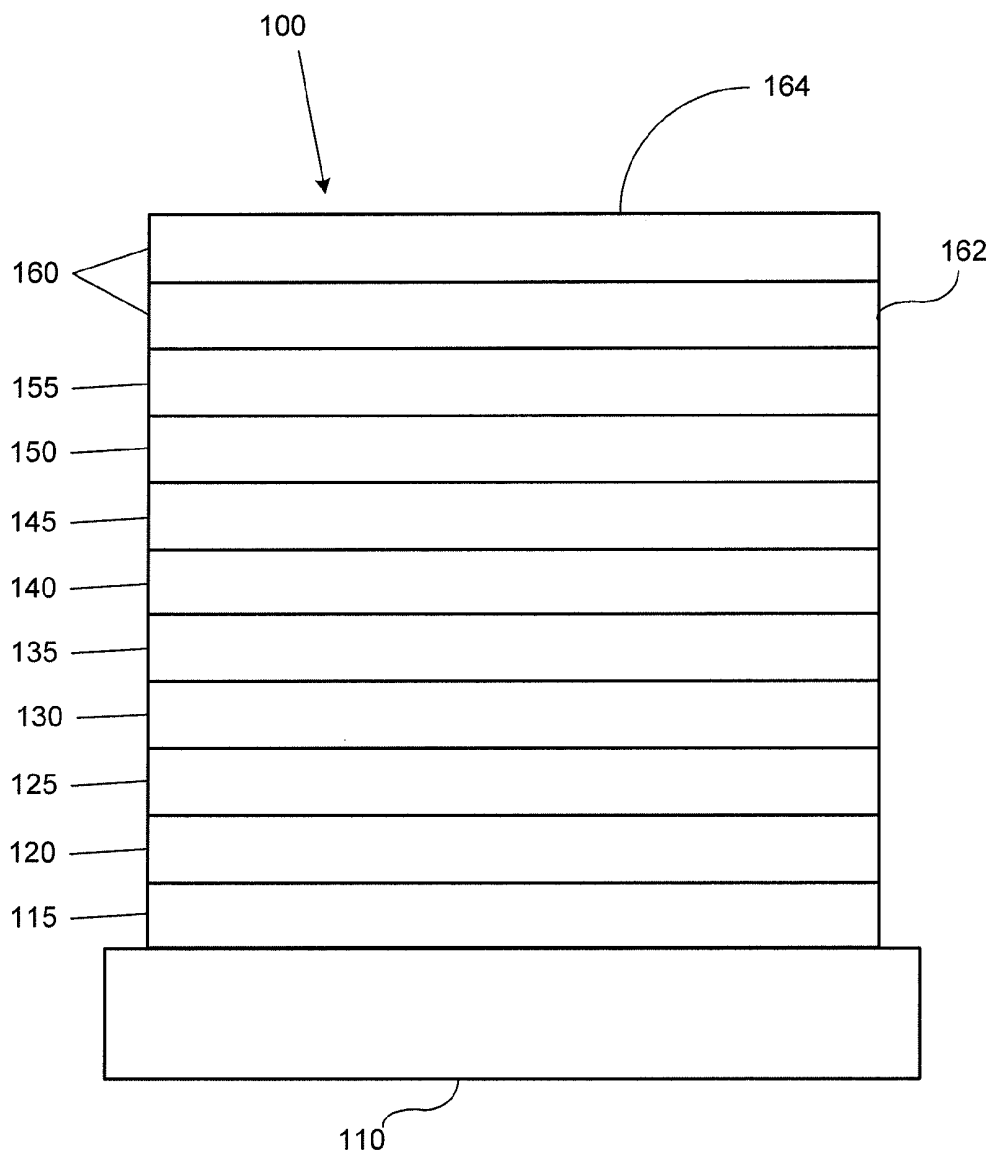


FIGURE 1

TABLE 4-continued

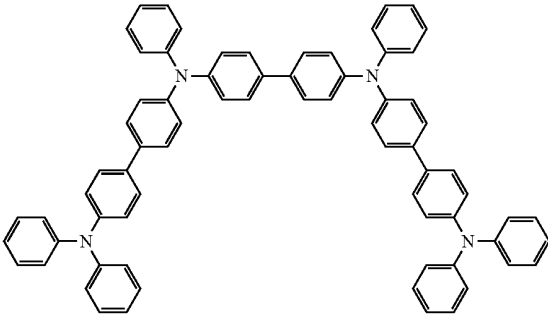
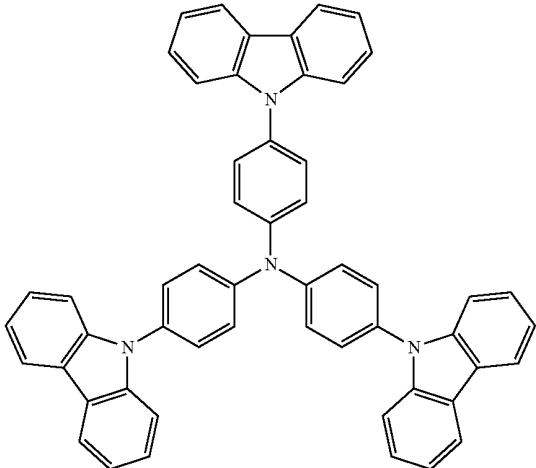
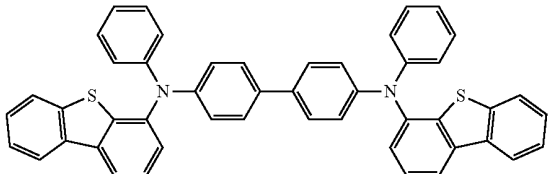
MATERIAL	EXAMPLES OF MATERIAL	PUBLICATIONS
Triarylamine on spirofluorene core		Appl. Phys. Lett. 90, 183503 (2007)
Arylamine carbazole compounds		Adv. Mater. 6, 677 (1994), US20080124572
Triarylamine with (di)benzothiophene/ (di)benzofuran		US20070278938, US20080106190

TABLE 4-continued

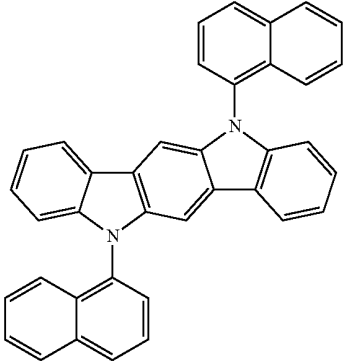
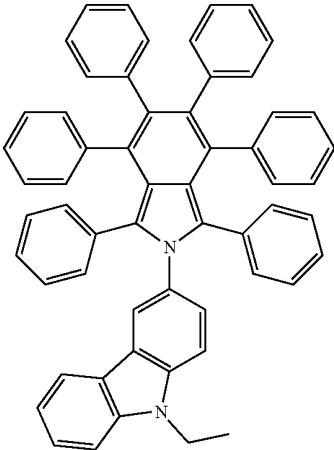
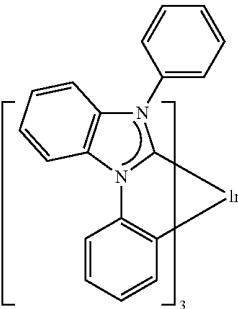
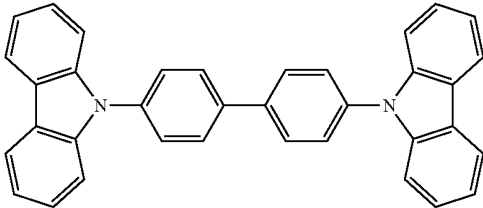
MATERIAL	EXAMPLES OF MATERIAL	PUBLICATIONS
Indolocarbazoles		Synth. Met. 111,421 (2000)
Isoindole compounds		Chem. Mater. 15,3148 (2003)
Metal carbene complexes		US20080018221
Phosphorescent OLED host materials Red hosts		
Arylcarbazoles		Appl. Phys. Lett. 78, 1622 (2001)

TABLE 4-continued

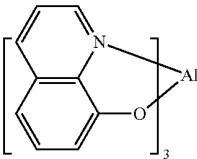
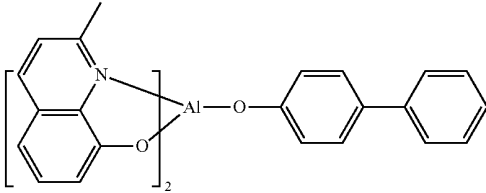
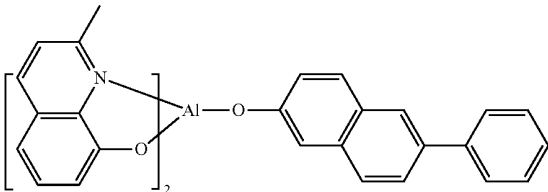
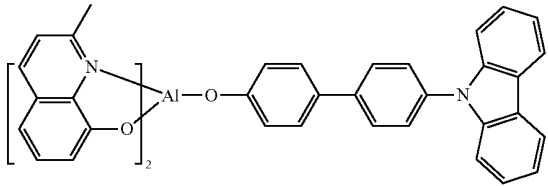
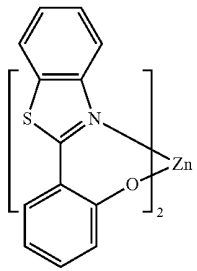
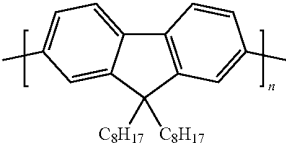
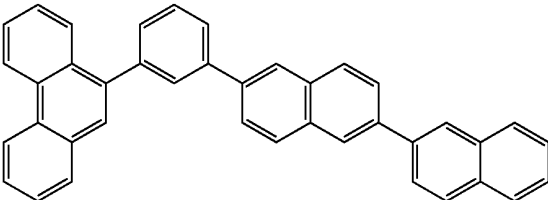
MATERIAL	EXAMPLES OF MATERIAL	PUBLICATIONS
Metal 8-hydroxy-quinolates (e.g., Alq ₃ , BAlq)		Nature 395, 151 (1998)
		US20060202194
		WO2005014551
		WO2006072002
Metal phenoxy-benzothiazole compounds		Appl. Phys. Lett. 90, 123509(2007)
Conjugated oligomers and polymers (e.g., polyfluorene)		Org. Electron. 1, 15 (2000)
Aromatic fused rings		WO2009066779, WO2009066778, WO2009063833, US20090045731, US20090045730, WO2009008311, US20090008605, US20090009065

TABLE 4-continued

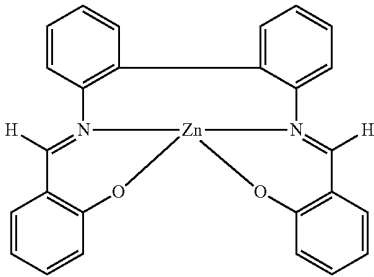
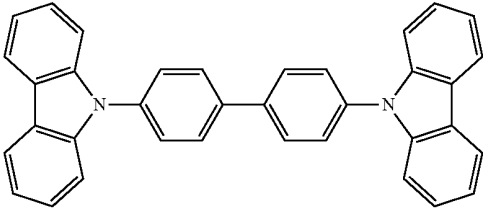
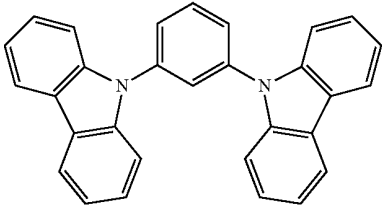
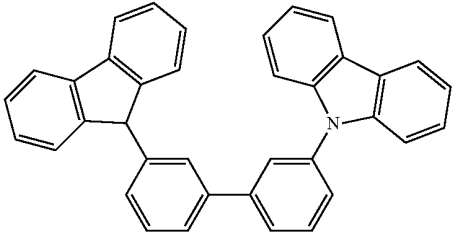
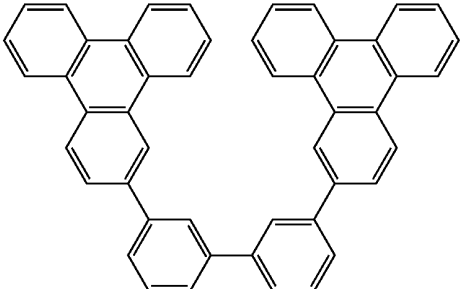
MATERIAL	EXAMPLES OF MATERIAL	PUBLICATIONS
Zinc complexes		WO2009062578
Green hosts		
Arylcarbazoles		Appl. Phys. Lett. 78, 1622 (2001)
		US20030175553
		WO2001039234
Aryltriphenylene compounds		US20060280965

TABLE 4-continued

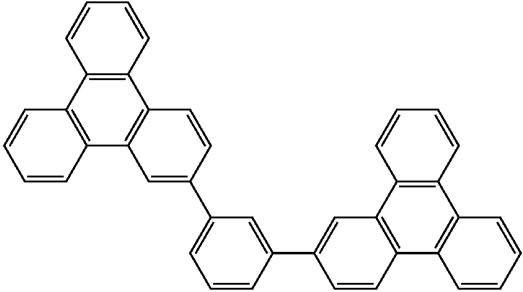
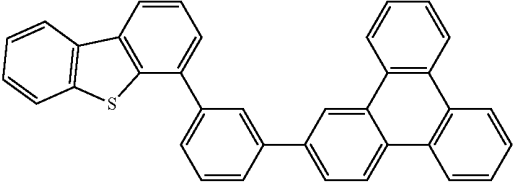
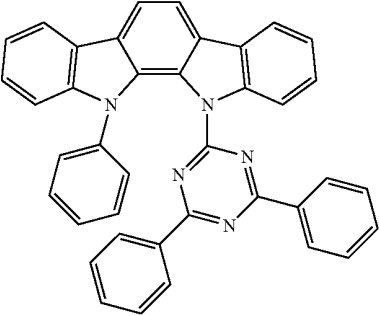
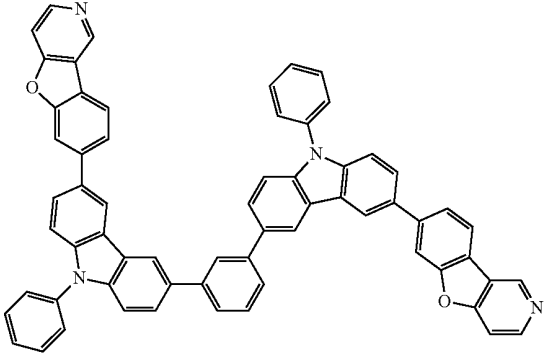
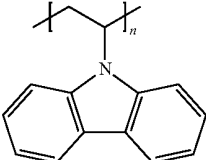
MATERIAL	EXAMPLES OF MATERIAL	PUBLICATIONS
		US20060280965
		WO2009021126
Donor acceptor type molecules		WO2008056746
Aza-carbazole/ DBT/DBF		JP2008074939
Polymers (e.g., PVK)		Appl. Phys. Lett. 77, 2280 (2000)

TABLE 4-continued

MATERIAL	EXAMPLES OF MATERIAL	PUBLICATIONS
Spirofluorene compounds		WO2004093207
Metal phenoxy-benzoxazole compounds		WO2005089025
		WO2006132173
		JP200511610
Spirofluorene-carbazole compounds		JP2007254297

TABLE 4-continued

MATERIAL	EXAMPLES OF MATERIAL	PUBLICATIONS
Indolocabazoles		JP2007254297
		WO2007063796
5-member ring electron deficient heterocycles (e.g., triazole, oxadiazole)		WO2007063754
		J. Appl. Phys. 90, 5048 (2001)
		WO2004107822

TABLE 4-continued

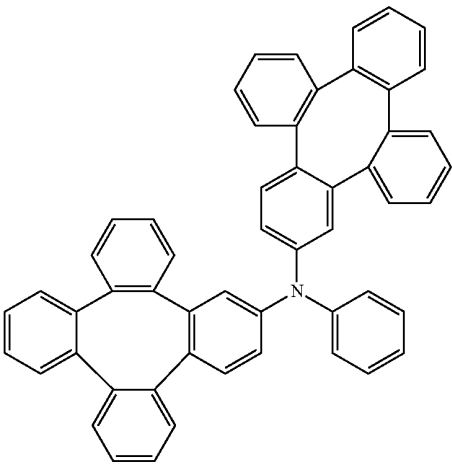
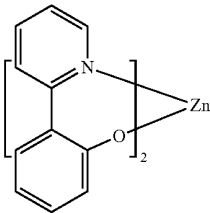
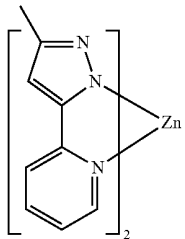
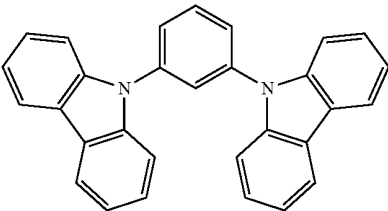
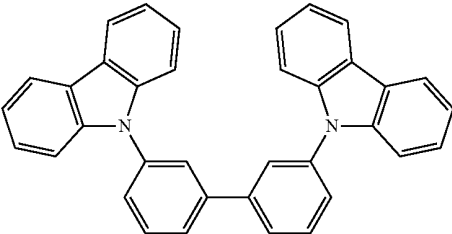
MATERIAL	EXAMPLES OF MATERIAL	PUBLICATIONS
Tetraphenylene complexes		US20050112407
Metal phenoxypyridine compounds		WO2005030900
Metal coordination complexes (e.g., Zn, A with NN ligands)		US20040137268, US20040137267
Blue hosts		
Arylcarbazoles		Appl. Phys. Lett., 82, 2422 (2003)
		US20070190359

TABLE 4-continued

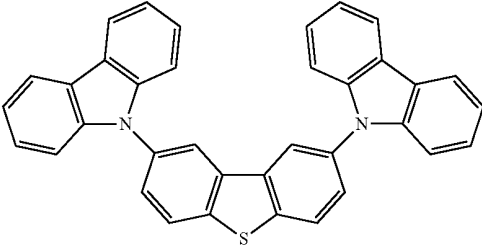
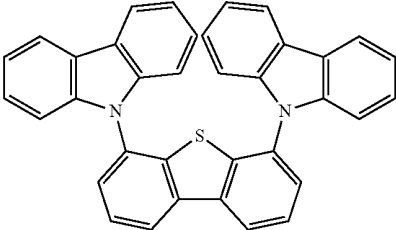
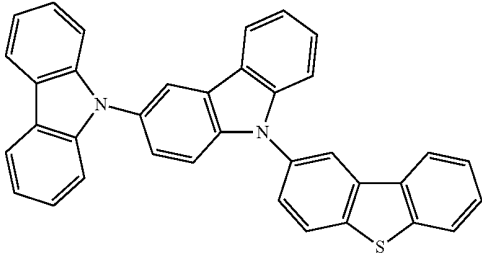
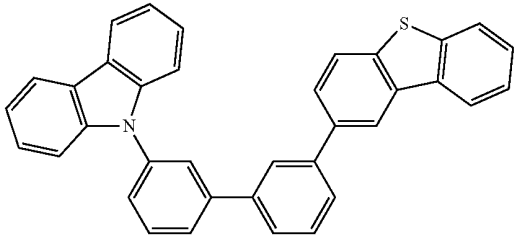
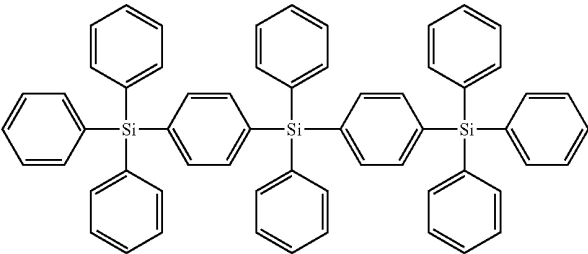
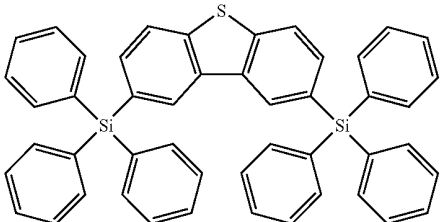
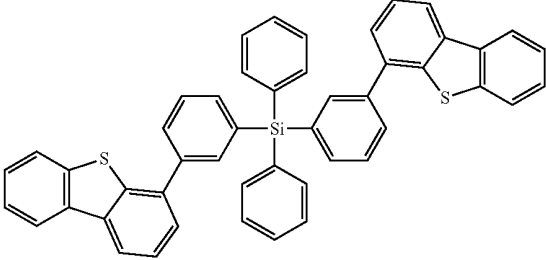
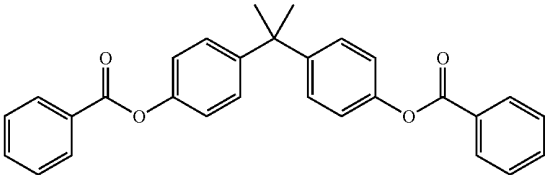
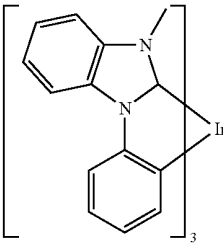
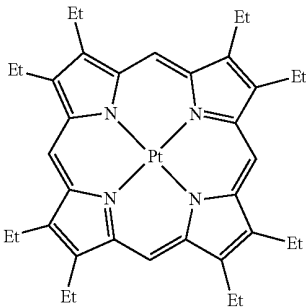
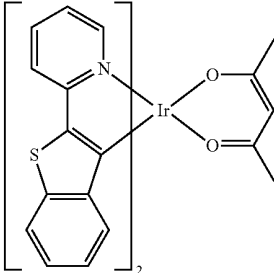
MATERIAL	EXAMPLES OF MATERIAL	PUBLICATIONS
Dibenzothiophene/ Dibenzofuran- carbazole compounds		WO2006114966, US20090167162
		US20090167162
		WO2009086028
		US20090030202, US20090017330
Silicon aryl compounds		US20050238919
		WO2009003898

TABLE 4-continued

MATERIAL	EXAMPLES OF MATERIAL	PUBLICATIONS
Silicon/ Germanium aryl compounds		EP2034538A
Aryl benzoyl ester		WO2006100298
High triplet metal organometallic complex		U.S. Pat. No. 7154114
	Phosphorescent dopants Red dopants	
Heavy metal porphyrins (e.g., PtOEP)		Nature 395, 151 (1998)
Iridium(III) organometallic complexes		Appl. Phys. Lett. 78, 1622 (2001)

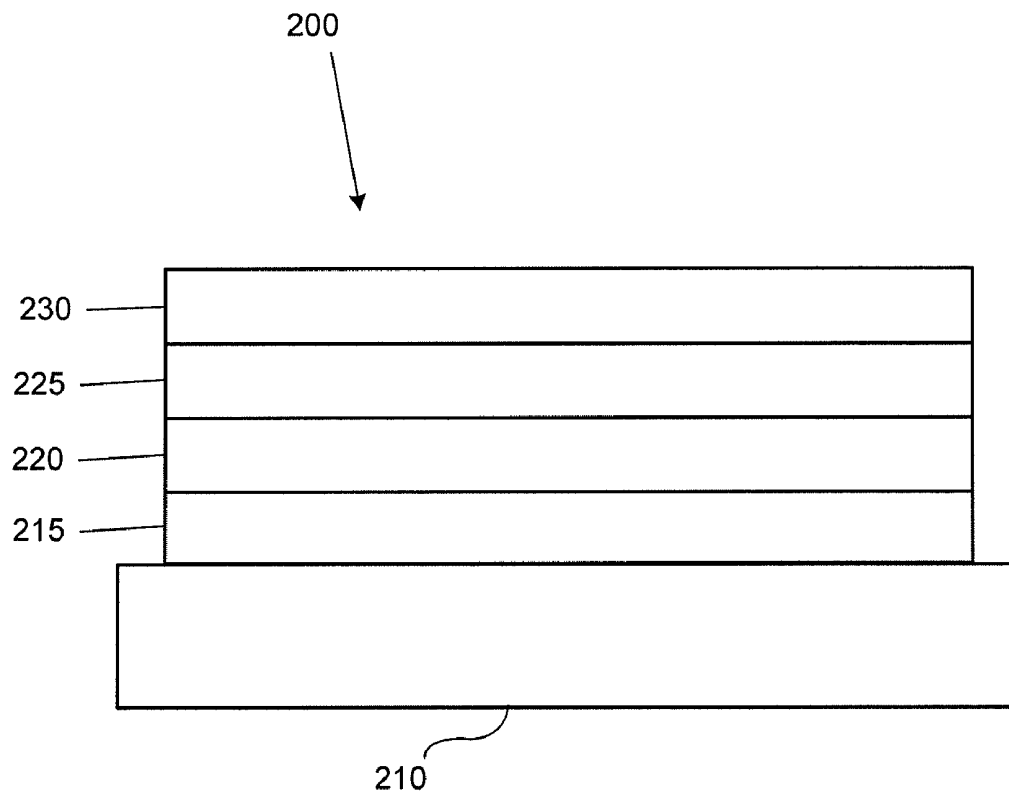


FIGURE 2

TABLE 4-continued

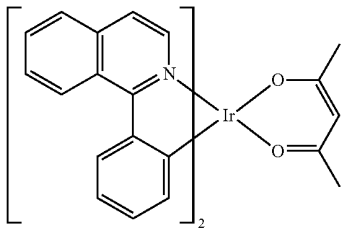
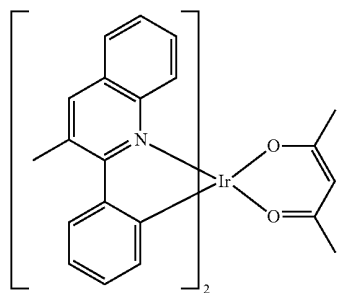
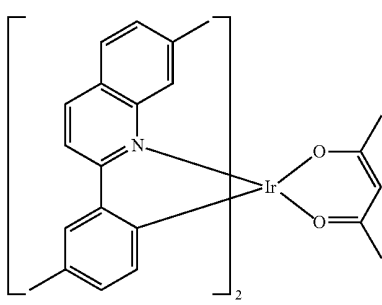
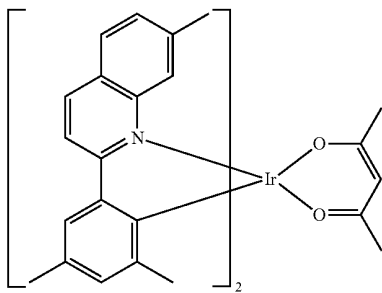
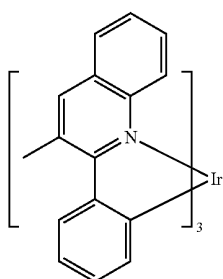
MATERIAL	EXAMPLES OF MATERIAL	PUBLICATIONS
		US2006835469
		US2006835469
		US20060202194
		US20060202194
		US20070087321

TABLE 4-continued

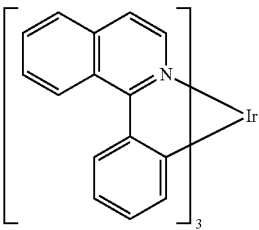
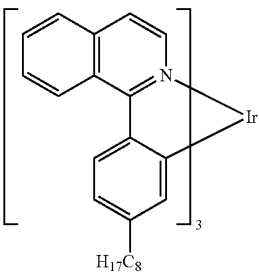
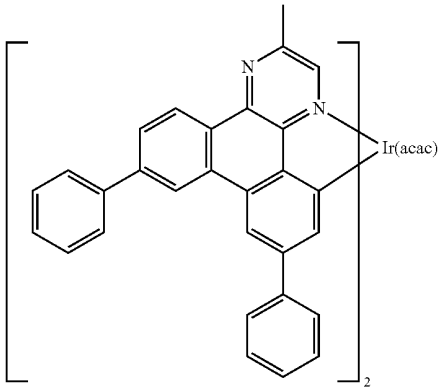
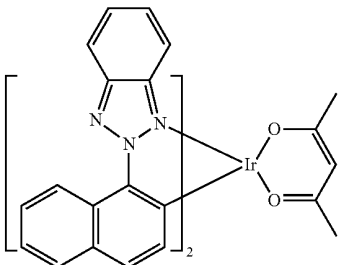
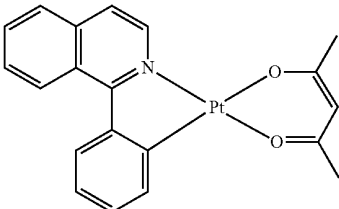
MATERIAL	EXAMPLES OF MATERIAL	PUBLICATIONS
		US20070087321
		Adv. Mater. 19, 739 (2007)
		WO2009100991
		WO2008101842
Platinum(II) organometallic complexes		WO2003040257

TABLE 4-continued

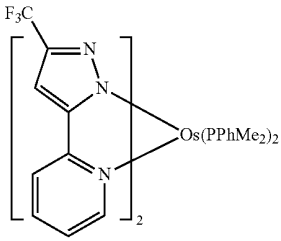
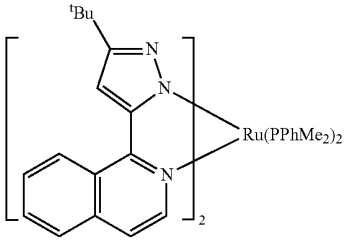
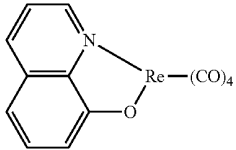
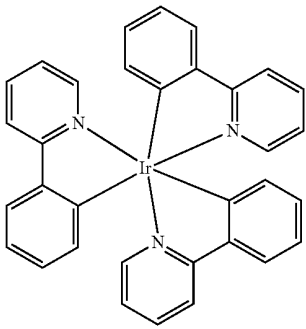
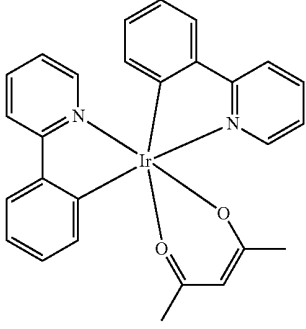
MATERIAL	EXAMPLES OF MATERIAL	PUBLICATIONS
Osmium(III) complexes		Chem. Mater. 17,3532 (2005)
Ruthenium(II) complexes		Adv. Mater. 17, 1059 (2005)
Rhenium (I), (II), and (III) complexes		US20050244673
Green dopants		
Iridium(III) organometallic complexes	 <p>and its derivatives</p>	Inorg. Chem. 40, 1704 (2001)
		US20020034656

TABLE 4-continued

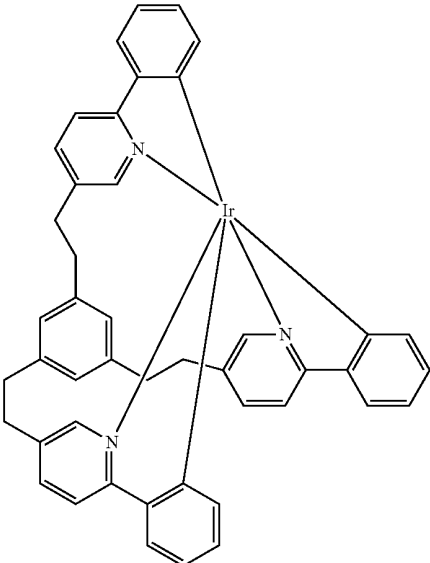
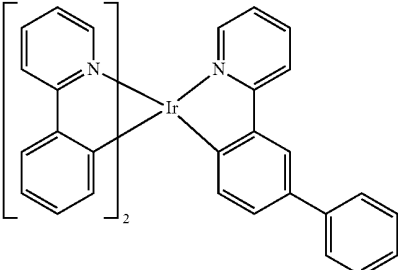
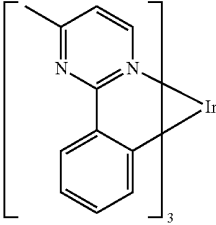
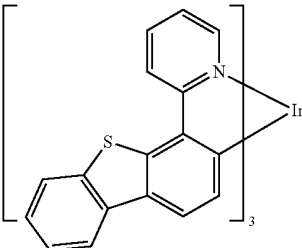
MATERIAL	EXAMPLES OF MATERIAL	PUBLICATIONS
		U.S. Pat. No. 7,332,232
		US20090108737
		US20090039776
		U.S. Pat. No. 6,921,915

TABLE 4-continued

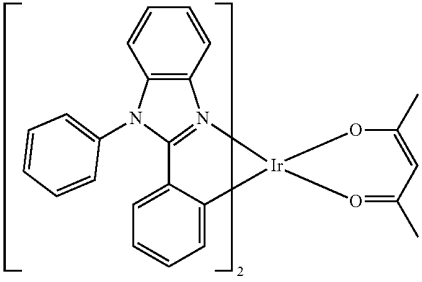
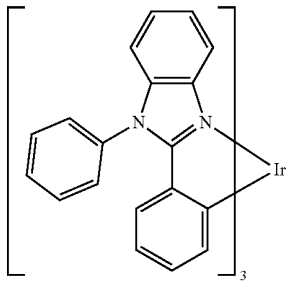
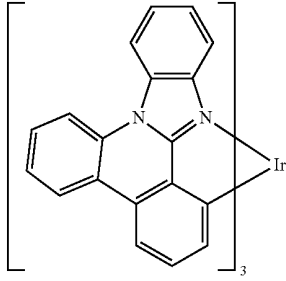
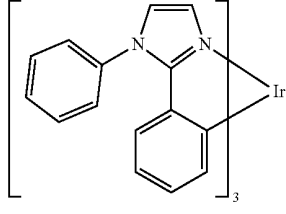
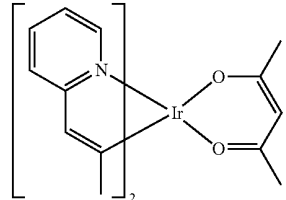
MATERIAL	EXAMPLES OF MATERIAL	PUBLICATIONS
		U.S. Pat. No. 6,687,266
		Chem. Mater. 16, 2480 (2004)
		US20070190359
		US 20060008670 JP2007123392
		Adv. Mater. 16, 2003 (2004)

TABLE 4-continued

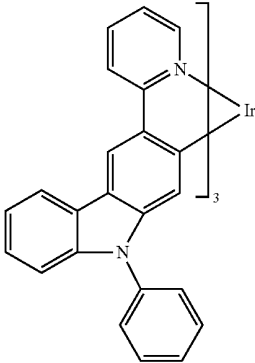
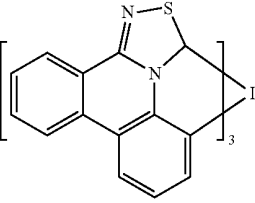
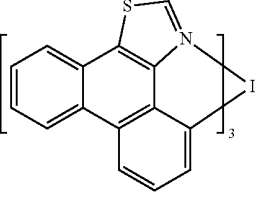
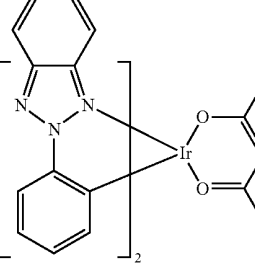
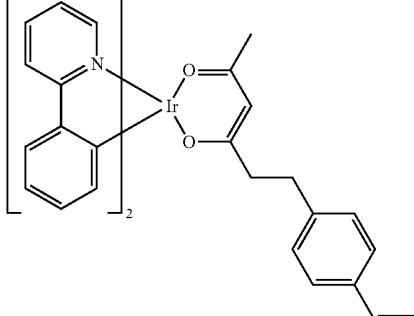
MATERIAL	EXAMPLES OF MATERIAL	PUBLICATIONS
		Angew. Chem. int. Ed. 2006, 45, 7800
		WO2009050290
		US20090165846
		US20080015355
Monomer for polymeric metal organometallic compounds		U.S. Pat. No. 7,250,226, U.S. Pat No. 7,396,598

TABLE 4-continued

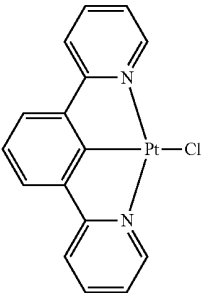
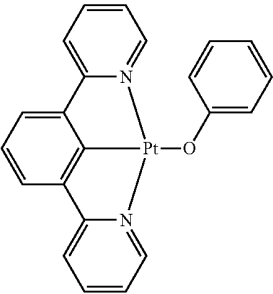
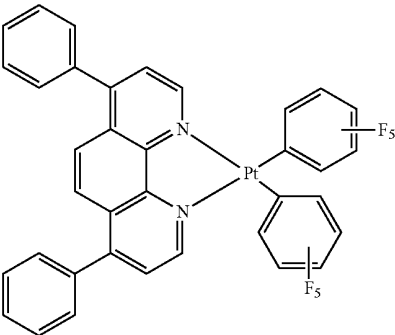
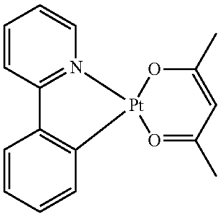
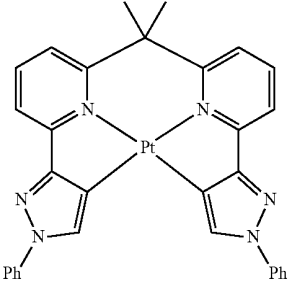
MATERIAL	EXAMPLES OF MATERIAL	PUBLICATIONS
Pt(II) organometallic complexes, including polydentate ligands		Appl. Phys. Lett. 86, 153505 (2005)
		Appl. Phys. Lett. 86, 153505(2005)
		Chem. Lett. 34, 592 (2005)
		WO2002015645
		US20060263635

TABLE 4-continued

MATERIAL	EXAMPLES OF MATERIAL	PUBLICATIONS
Cu complexes		WO2009000673
Gold complexes		Chem. Commun. 2906 (2005)
Rhenium(III) complexes		Inorg. Chem. 42, 1248 (2003)
Deuterated organometallic complexes		US20030138657

TABLE 4-continued

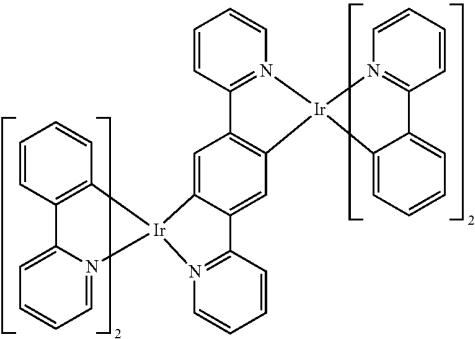
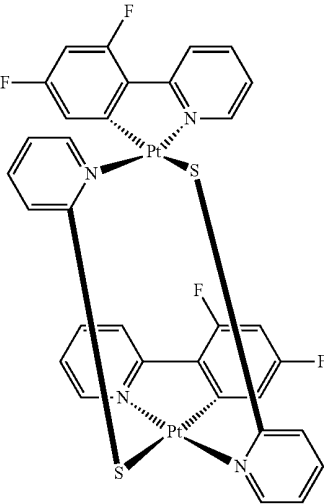
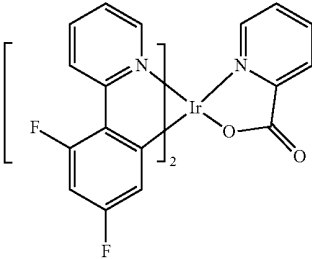
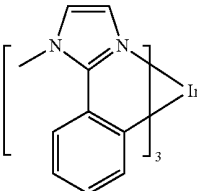
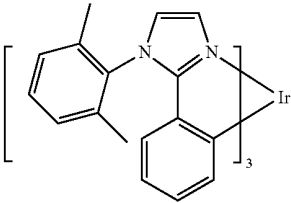
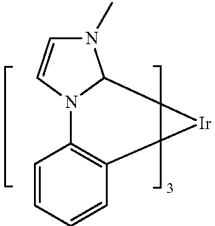
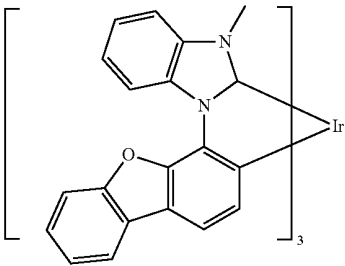
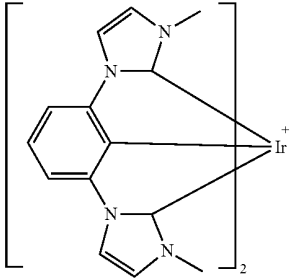
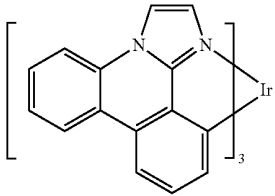
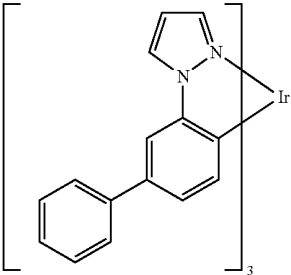
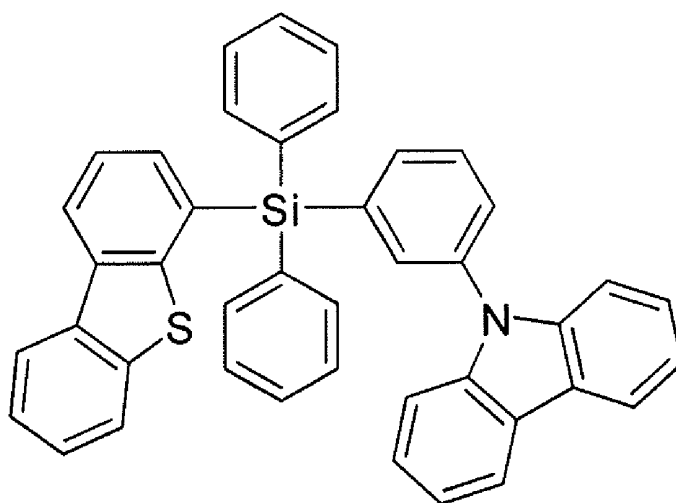
MATERIAL	EXAMPLES OF MATERIAL	PUBLICATIONS
Organometallic complexes with two or more metal centers		US20030152802
		U.S. Pat. No. 7,090,928
	Blue dopants	
Iridium(III) organometallic complexes		WO2002002714
		WO2006009024

TABLE 4-continued

MATERIAL	EXAMPLES OF MATERIAL	PUBLICATIONS
		US20060251923
		U.S. Pat. No. 7,393,599, WO2006056418, US20050260441, WO2005019373
		U.S. Pat. No. 7,534,505
		U.S. Pat. No. 7,445,855
		US20070190359, US20080297033
		U.S. Pat. No. 7,338,722



Compound 1

Formula I

FIGURE 3

TABLE 4-continued

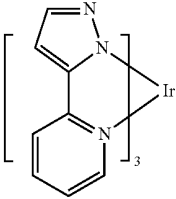
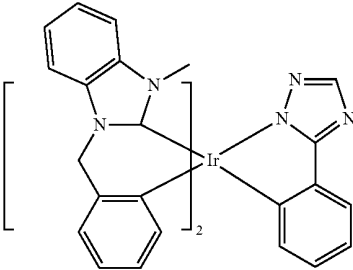
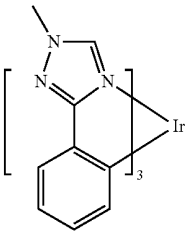
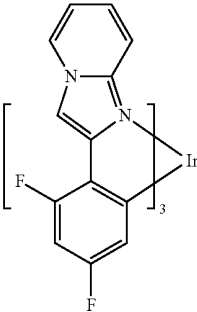
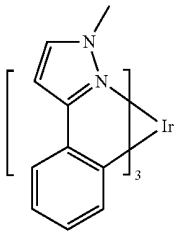
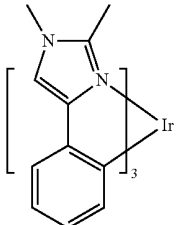
MATERIAL	EXAMPLES OF MATERIAL	PUBLICATIONS
		US20020134984
		Angew. Chem. Int. Ed. 47, 1 (2008)
		Chem. Mater. 18, 5119 (2006)
		Inorg. Chem. 46, 4308 (2007)
		WO2005123873
		WO2005123873

TABLE 4-continued

MATERIAL	EXAMPLES OF MATERIAL	PUBLICATIONS
		WO2007004380
		WO2006082742
Osmium(II) complexes		U.S. pat. No. 7,279,704
		Organometallics 23, 3745 (2004)
Gold complexes		Appl. Phys. Lett. 74, 1361 (1999)
Platinum(II) complexes		WO2006098120, WO2006103874

TABLE 4-continued

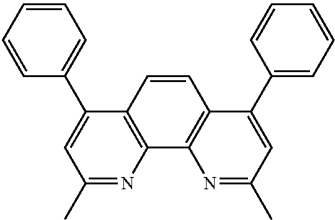
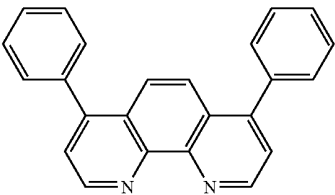
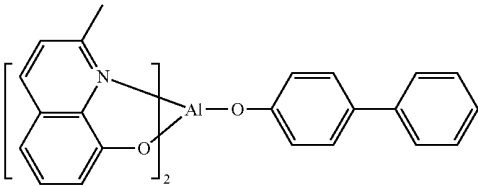
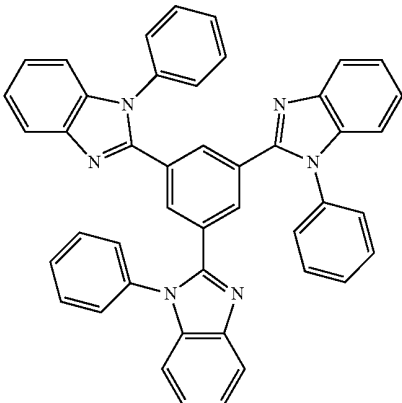
MATERIAL	EXAMPLES OF MATERIAL	PUBLICATIONS
Exciton/hole blocking layer materials		
Bathocuprine compounds (e.g., BCP, BPhen)		Appl. Phys. Lett. 75, 4 (1999)
		
Metal 8-hydroxyquinolates (e.g., BALq)		Appl. Phys. Lett. 81, 162 (2002)
5-member ring electron deficient heterocycles such as triazole, oxadiazole, imidazole, benzimidazole		Appl. Phys. Lett. 81, 162 (2002)

TABLE 4-continued

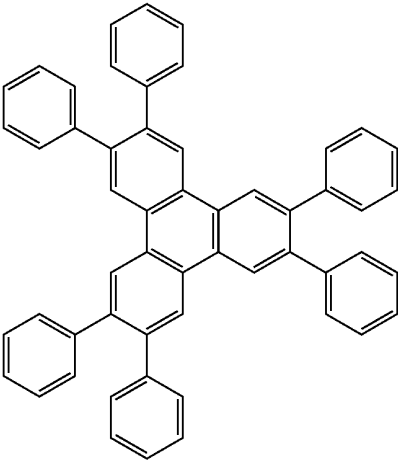
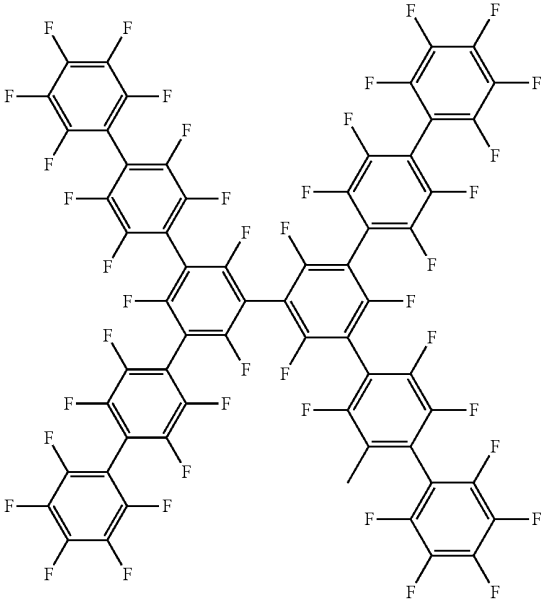
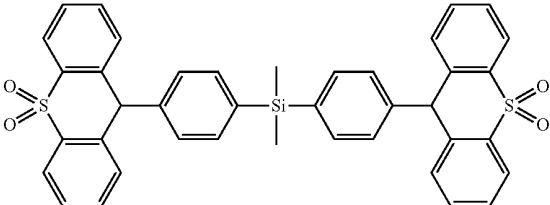
MATERIAL	EXAMPLES OF MATERIAL	PUBLICATIONS
Triphenylene compounds		US20050025993
Fluorinated aromatic compounds		Appl. Phys. Lett. 79, 156(2001)
Phenothiazine-S-oxide		WO2008132085

TABLE 4-continued

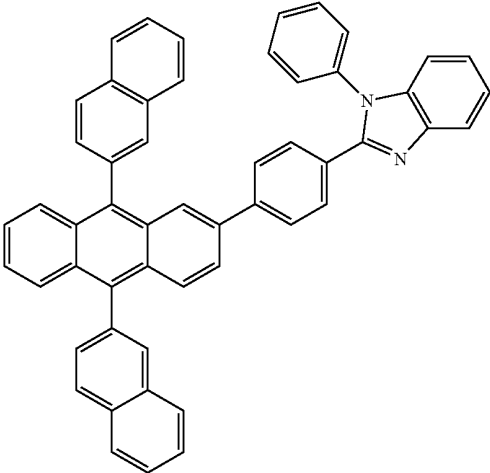
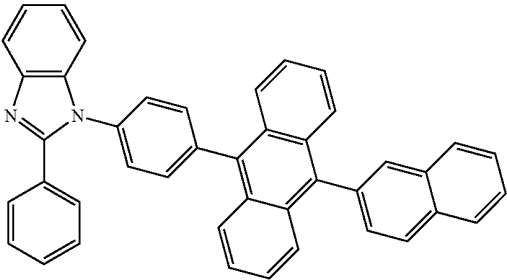
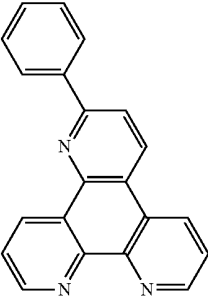
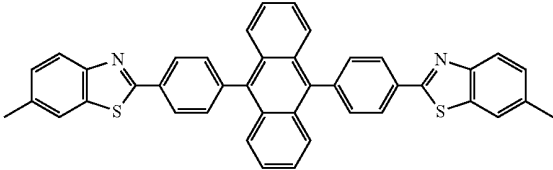
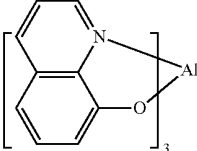
MATERIAL	EXAMPLES OF MATERIAL	PUBLICATIONS
Electron transporting materials		
Anthracene- benzoimidazole compounds		WO2003060956
		US20090179554
Aza triphenylene derivatives		US20090115316
		Appl. Phys. Lett. 89, 063504 (2006)
Metal 8- hydroxyquinolates (e.g., Alq ₃ , Zr _q ₄)		Appl. Phys. Lett. 51, 913(1987) U.S. Pat. No. 7,230,107

TABLE 4-continued

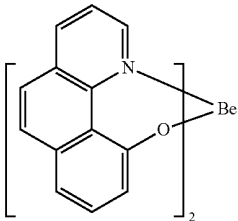
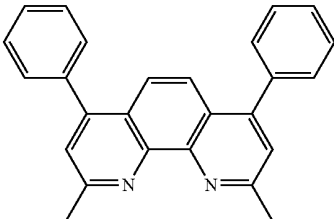
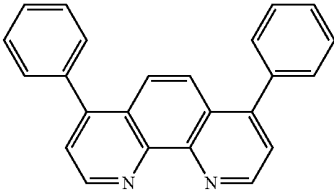
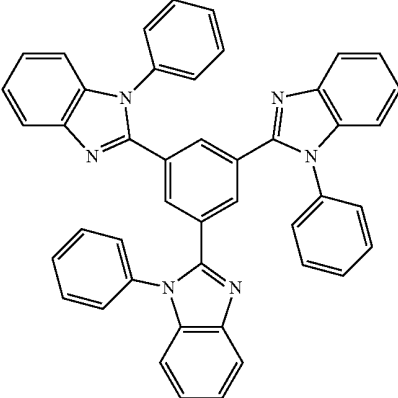
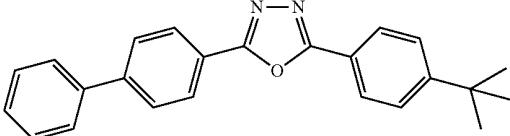
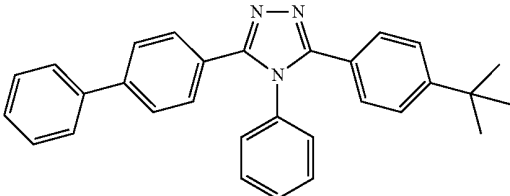
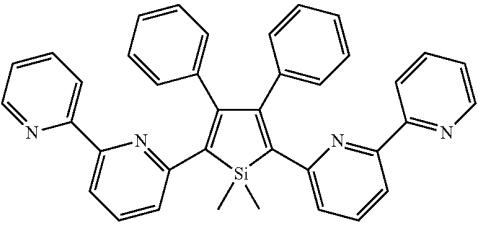
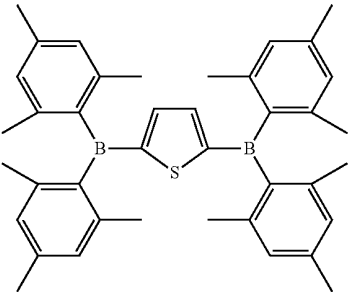
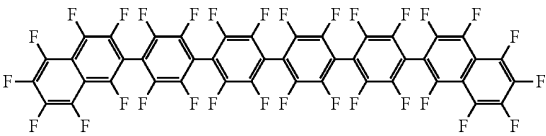
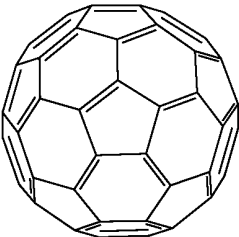
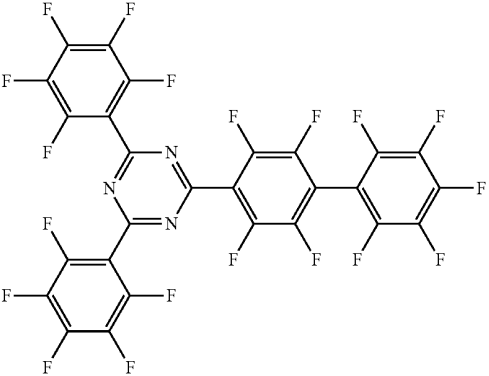
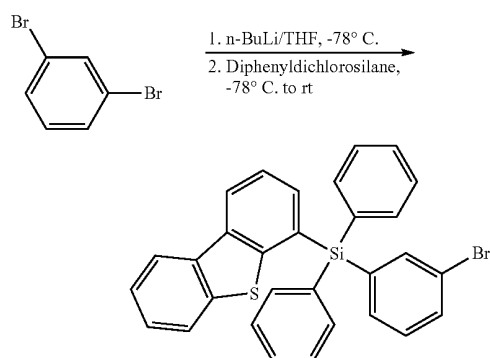
MATERIAL	EXAMPLES OF MATERIAL	PUBLICATIONS
Metal hydroxy- benoquinolates		Chem. Lett. 5, 905 (1993)
Bathocuprine compounds such as BCP, BPhen, etc		Appl. Phys. Lett. 91, 263503 (2007)
		Appl. Phys. Lett. 79, 449 (2001)
5-member ring electron deficient heterocycles (e.g., triazole, oxadiazole, imidazole, benzimidazole)		Appl. Phys. Lett. 74, 865 (1999)
		Appl. Phys. Lett. 55, 1489(1989)
		Jpn. J. Apply. Phys. 32, L917 (1993)

TABLE 4-continued

MATERIAL	EXAMPLES OF MATERIAL	PUBLICATIONS
Silole compounds		Org. Electron. 4, 113 (2003)
Arylborane compounds		J. Am. Chem. Soc. 120, 9714(1998)
Fluorinated aromatic compounds		J. Am. Chem. Soc. 122,1832 (2000)
Fullerene (e.g., C60)		US20090101870
Triazine complexes		US20040036077

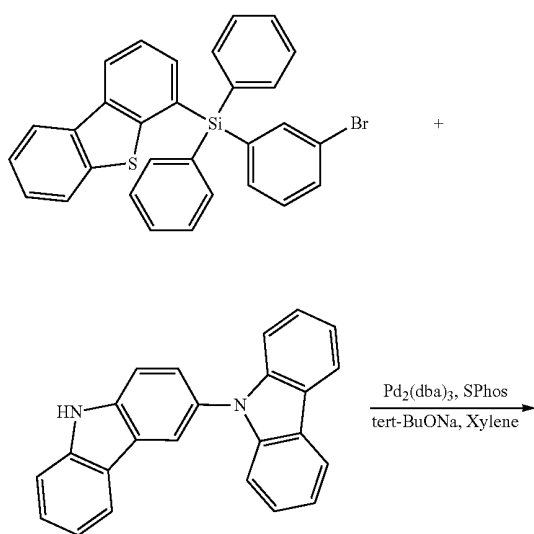
103

-continued



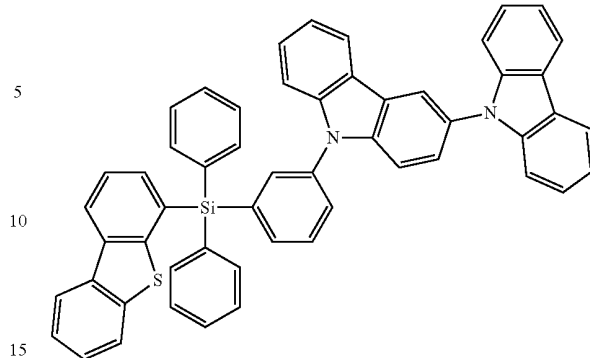
Into a solution of dibenzo[b,d]thiophene (4.80 g, 26.1 mmol) in ether (70 mL) was added n-butyllithium solution in hexane (2.5 M, 9.48 mL, 23.70 mmol) dropwise at -78°C ., and the solution was allowed to warm to room temperature and then heated at 35°C . oil bath for 2 h to yield a red solution of dibenzo[b,d]thiophen-4-yl lithium.

In another flask was prepared a solution of m-bromophenyl lithium by addition of n-butyllithium solution in hexane (2.5 M, 9.48 mL, 23.70 mmol) into a solution of 1,3-dibromobenzene (2.56 mL, 21.20 mmol) in ether (70 mL) at -78°C . followed by stirring at this temperature for 3.5 h. This m-bromophenyl lithium solution was added dropwise into a solution of dichlorodiphenylsilane (4.88 mL, 23.70 mmol) in ether (70 mL) at -78°C . The resultant reaction solution was stirred at this temperature for 2 h before the dibenzo[b,d]thiophen-4-yl lithium solution prepared above was introduced dropwise. The resultant solution was allowed to slowly warm to room temperature overnight. It was quenched with water, extracted with ether and dried over Na_2SO_4 . Upon evaporation of the solvent, the residue was purified by column chromatography on silica gel with hexane/DCM (9/1, v/v) as eluent to yield (3-bromophenyl)(dibenzo[b,d]thiophen-4-yl) diphenylsilane as a white powder (3.84 g, 31%).



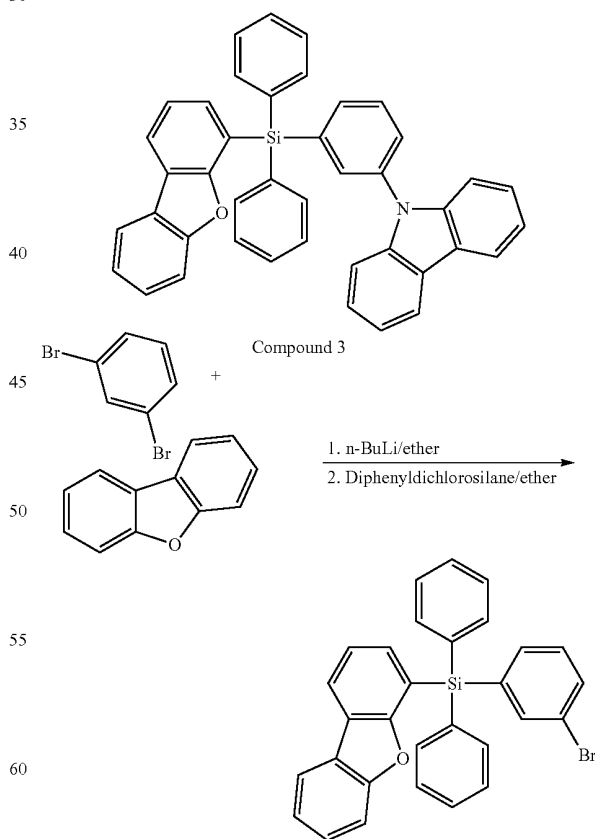
104

-continued



A mixture of (3-bromophenyl)(dibenzo[b,d]thiophen-4-yl)diphenylsilane (3.4 g, 6.52 mmol), 9H-3,9'-bicarbazole (2.4 g, 7.17 mmol), $\text{Pd}_2(\text{dba})_3$ (0.119 g, 0.130 mmol), SPhos (0.107 g, 0.261 mmol), and sodium tert-butoxide (1.253 g, 13.04 mmol) in m-xylene (50 mL) was heated at 140°C . under N_2 overnight. After cooling to room temperature, it was passed through a short plug of Celite®, and washed with toluene and DCM. The combined organic solution was evaporated, and the residue was purified by column chromatography on silica gel with hexane/DCM (7.5/2.5, v/v) as eluent to yield Compound 2 (4.2 g, 83%) as a white powder.

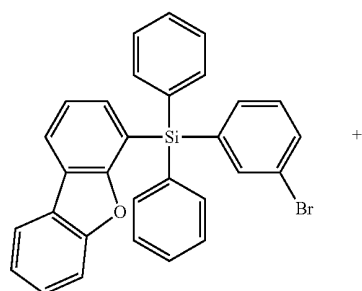
Synthesis of Compound 3



Into a solution of dibenzo[b,d]furan (4.98 g, 29.6 mmol) in ether (50 mL) at -78°C . was added n-butyllithium solution in hexane (2.5 M, 9.48 mL, 23.70 mmol) dropwise and the

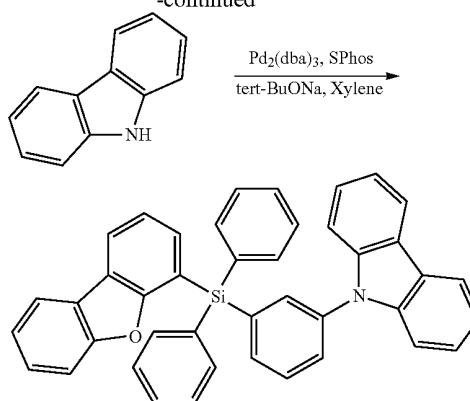
105

solution was allowed to warm to room temperature and stirred for 20 h to yield a dibenzo[b,d]furan-4-yl lithium solution. Into a solution of 1,3-dibromobenzene (2.56 mL, 21.20 mmol) in ether (50 mL) was added n-butyllithium solution in hexane (2.5 M, 9.48 mL, 23.70 mmol) dropwise at -78°C . The reaction solution was stirred at this temperature for 3.5 h before adding into a solution of dichlorodiphenylsilane (4.88 mL, 23.70 mmol) in ether (50.0 mL) at -78°C . The resultant reaction solution was stirred at this temperature for 2 h before the dibenzo[b,d]furan-4-yl lithium solution prepared above was introduced dropwise. The reaction mixture was allowed to slowly warm to room temperature overnight at which time it was quenched with water, extracted with ether, and dried over Na_2SO_4 . Upon filtration and evaporation of the solvent, the residue was purified by column chromatography on silica gel with hexane/DCM (9/1, v/v) as eluent to yield (3-bromophenyl)(dibenzo[b,d]furan-4-yl)diphenylsilane (6.2 g, 52%) as a white powder.



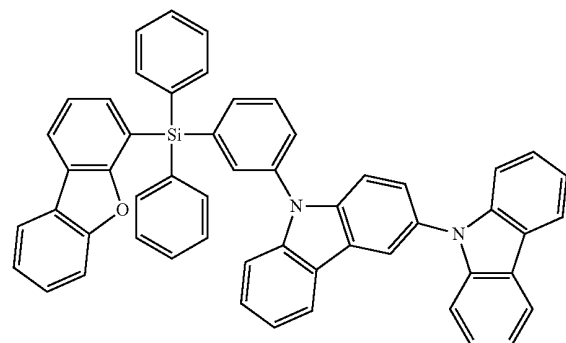
106

-continued

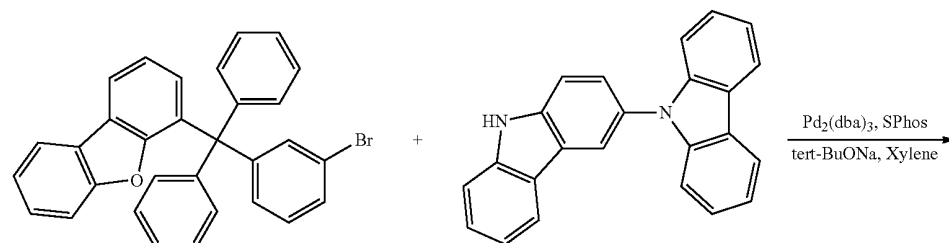


A suspension of (3-bromophenyl)(dibenzo[b,d]furan-4-yl)diphenylsilane (3 g, 5.93 mmol), 9H-carbazole (0.992 g, 5.93 mmol), $\text{Pd}_2(\text{dba})_3$ (0.109 g, 0.119 mmol), SPhos (0.097 g, 0.237 mmol) and sodium tert-butoxide (1.1 g, 11.87 mmol) in m-xylene (50 mL) was refluxed at 140°C under nitrogen overnight. After cooling to room temperature, it was passed through a short plug of Celite®, and washed with toluene and DCM. The combined solution was evaporated, and the residue was purified by column chromatography on silica gel with hexane/DCM (7.5/2.5, v/v) as eluent and precipitation from DCM to methanol to yield Compound 3 as a white powder (3.2 g, 91%).

Synthesis of Compound 4

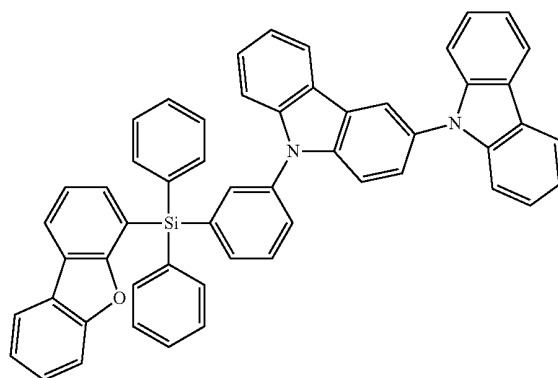


Compound 4



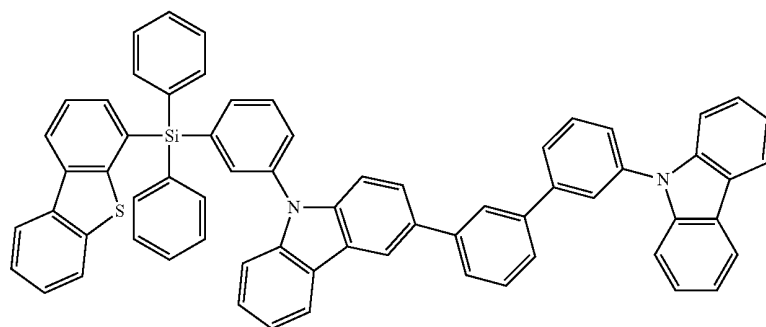
LiF/Al 1000 Å
Alq 400 Å
BL 50 Å
Compound/Dopant 15%, 300 Å
NPD 300 Å
HIL 100 Å
ITO 800 Å

FIGURE 4

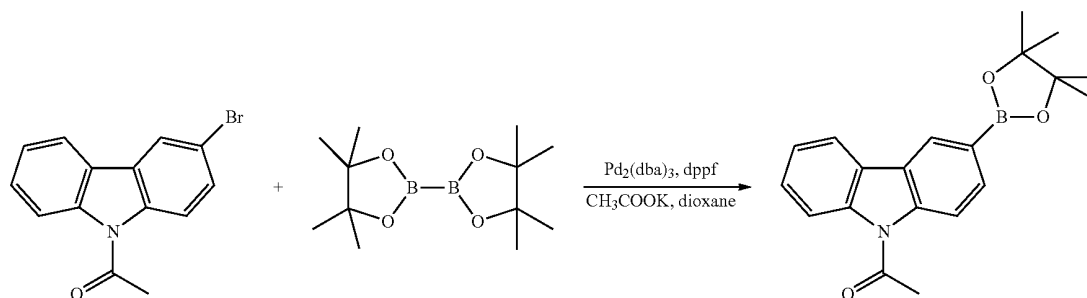


A suspension of (3-bromophenyl)(dibenzo[b,d]furan-4-yl)diphenylsilane (2.75 g, 5.44 mmol), 9H-3,9'-bicarbazole (1.81 g, 5.44 mmol), $\text{Pd}_2(\text{dba})_3$ (0.10 g, 0.10 mmol), SPhos (0.089 g, 0.22 mmol), and sodium tert-butoxide (1.05 g, 10.88 mmol) in m-xylene (50 mL) was heated at 140° C. overnight. After cooling to room temperature, it was passed through a short plug of Celite®, and washed with toluene and DCM. The combined solution was evaporated, and the residue was purified by column chromatography on silica gel with hexane/DCM (8/2, v/v) as eluent to yield Compound 4 (3.5 g, 85%) as a white powder.

Synthesis of Compound 5

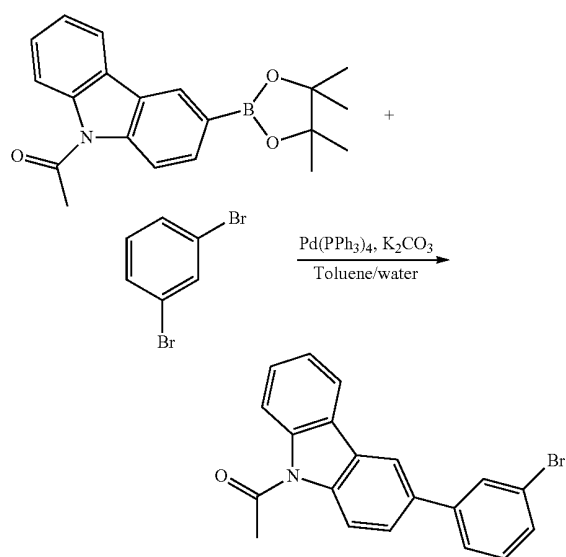


Compound 5

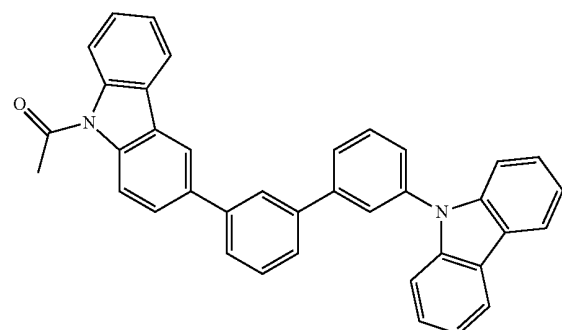
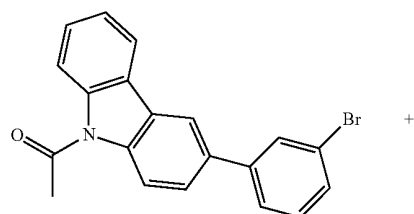


A mixture solution of 1-(3-bromo-9H-carbazol-9-yl)ethanone (13.80 g, 47.9 mmol), 4,4',4'',5,5',5''-octamethyl-2,2'-bi(1,3,2-dioxaborolane) (14.59 g, 57.5 mmol), potassium acetate (9.40 g, 96 mmol), dppf (0.585 g, 0.958 mmol) and $\text{Pd}_2(\text{dba})_3$ (0.877 g, 0.958 mmol) in dioxane (300 mL) was refluxed under N_2 overnight. After cooling to room temperature, it was diluted with water (250 mL) and extracted with EtOAc (3×70 mL). The organic phase was isolated and dried over Na_2SO_4 . Upon evaporation off the solvent, the residue was purified by column chromatography on silica with hexane/EtOAc (9/1, v/v) as eluent, and recrystallized from the same solvent to yield 1-(3-(4,4,5,5-tetramethyl-1,3,2-dioxaborolan-2-yl)-9H-carbazol-9-yl)ethanone (10.5 g, 65%) as white crystals.

109

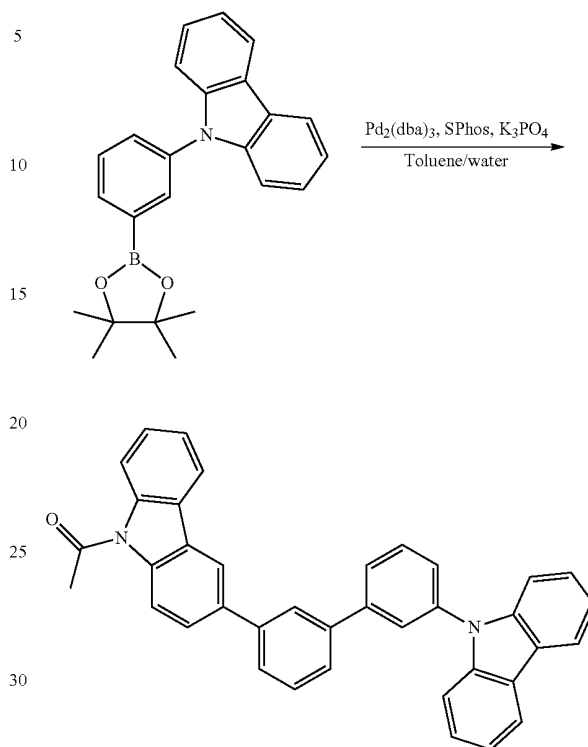


A mixture solution of 1-(3-(4,4,5,5-tetramethyl-1,3,2-dioxaborolan-2-yl)-9H-carbazol-9-yl)ethanone (10.00 g, 29.8 mmol), 1,3-dibromobenzene (17.59 g, 74.6 mmol), $\text{Pd}(\text{PPh}_3)_4$ (0.689 g, 0.597 mmol) and K_2CO_3 (12.37 g, 89 mmol) in toluene (100 mL) and water (20 mL) was refluxed under N_2 overnight. After cooling to room temperature, the organic phase was isolated and the solvent was evaporated. The residue was purified by column chromatography on silica gel with hexane/DCM (1/1, v/v) as eluent to yield 1-(3-(3-bromophenyl)-9H-carbazol-9-yl)ethanone (2.5 g, 23%) as a white solid.



110

-continued

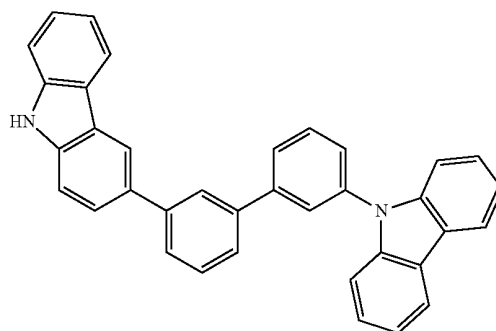


A mixture solution of 1-(3-(3-bromophenyl)-9H-carbazol-9-yl)ethanone (2.50 g, 6.86 mmol), 9-(3-(4,4,5,5-tetramethyl-1,3,2-dioxaborolan-2-yl)phenyl)-9H-carbazole (2.53 g, 6.86 mmol), $\text{Pd}_2(\text{dba})_3$ (0.063 g, 0.069 mmol), (SPhos) (0.056 g, 0.137 mmol) and K_3PO_4 (4.74 g, 20.59 mmol) in toluene (180 mL) and water (5 mL) was refluxed under N_2 overnight. After cooling to room temperature, the organic solution was isolated. Upon evaporation of the solvent, the residue was purified by column chromatography on silica gel with hexane/DCM (1/1 to 1/4, v/v) as eluent to yield 1-(3-(3'-(9H-carbazol-9-yl)-[1,1'-biphenyl]-3-yl)-9H-carbazol-9-yl)ethanone (3.2 g, 89%) as a white solid.

111

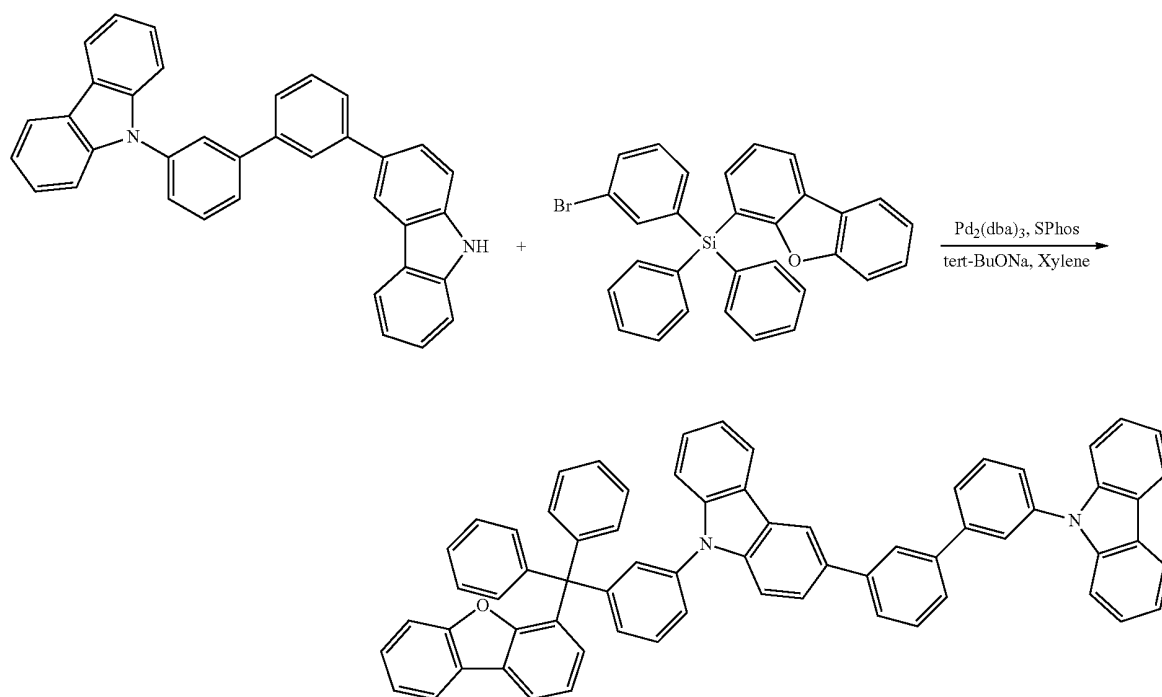
-continued

112



A mixture solution of 1-(3-(3'-(9H-carbazol-9-yl)-[1,1'-biphenyl]-3-yl)-9H-carbazol-9-yl)ethanone (3.30 g, 6.27 mmol) and KOH (3.5 g, 62.7 mmol) in THF (50 mL), water (50 mL) and ethanol (50 mL) was refluxed for 1 h. After cooling to room temperature, it was diluted with water and extracted with EtOAc (4×50 mL). The organic fractions were combined, dried over Na₂SO₄ and concentrated to induce the precipitation of 3-(3'-(9H-carbazol-9-yl)-[1,1'-biphenyl]-3-yl)-9H-carbazole (2.6 g, 86%) as a white solid.

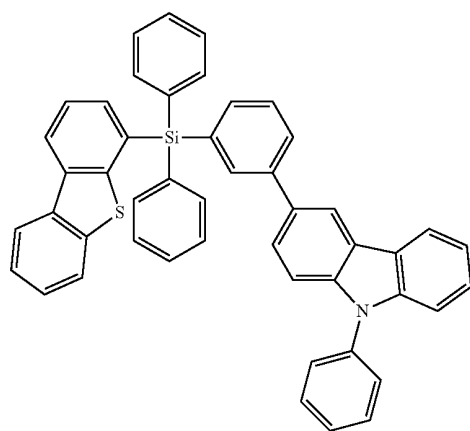
5.57 mmol), sodium tert-butoxide (1.071 g, 11.14 mmol), Pd₂(dba)₃ (0.102 g, 0.111 mmol) and SPhos (0.091 g, 0.223 mmol) in xylene (150 mL) was refluxed under N₂ for 18 h. After cooling to room temperature, an aqueous solution (100 mL) of 10% NaHSO₃ was added and stirred for 1 h. The organic phase was isolated and dried over Na₂SO₄. Upon evaporation off the solvent, the residue was purified by col-



A mixture solution of 3-(3'-(9H-carbazol-9-yl)-[1,1'-biphenyl]-3-yl)-9H-carbazole (2.70 g, 5.57 mmol), (3-bromophenyl)(dibenzo[b,d]furan-4-yl)diphenylsilane (2.82 g, 5.57 mmol), sodium tert-butoxide (1.071 g, 11.14 mmol), Pd₂(dba)₃ (0.102 g, 0.111 mmol) and SPhos (0.091 g, 0.223 mmol) in xylene (150 mL) was refluxed under N₂ for 18 h. After cooling to room temperature, an aqueous solution (100 mL) of 10% NaHSO₃ was added and stirred for 1 h. The organic phase was isolated and dried over Na₂SO₄. Upon evaporation off the solvent, the residue was purified by column chromatography on silica gel with hexane/DCM (7/3, v/v) as eluent to yield Compound 5 (3.3 g, 65%) as a white powder.

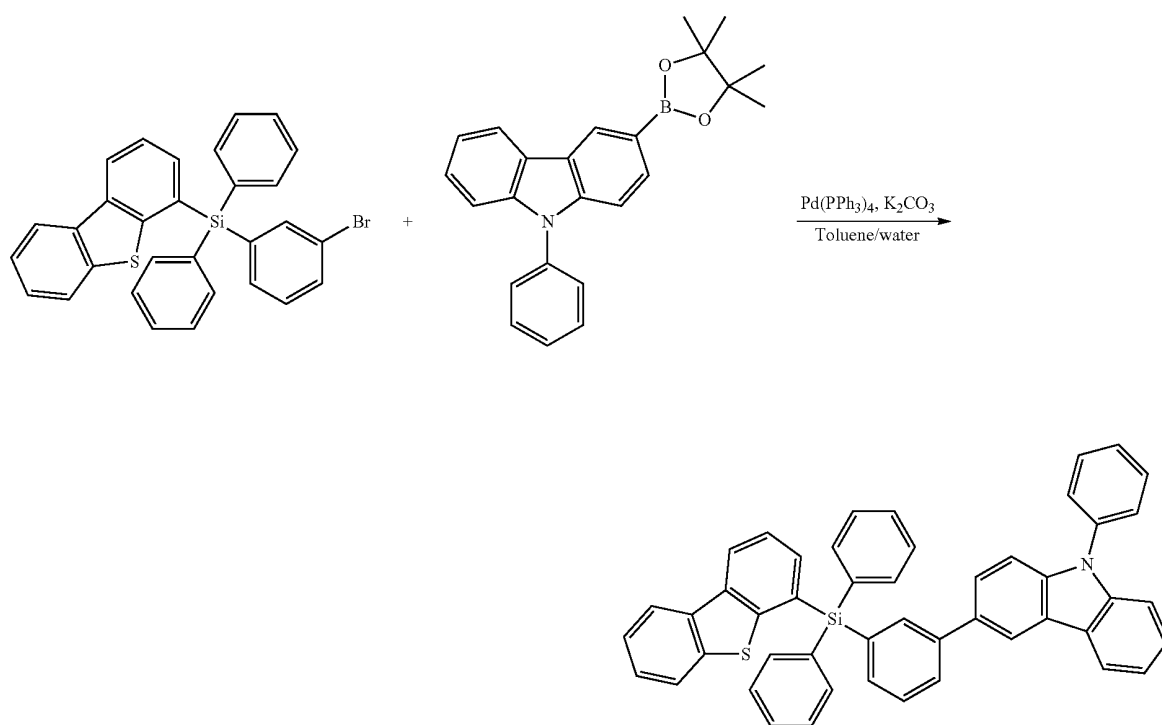
113

Synthesis of Compound 6



Compound 6

114

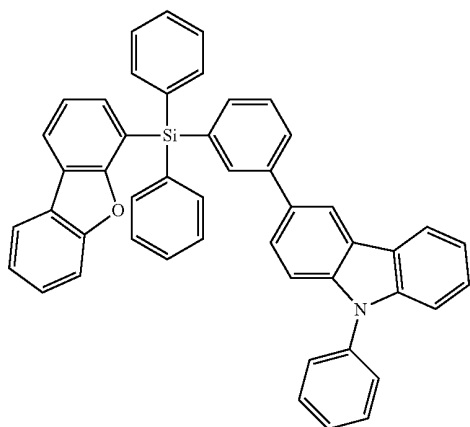


A mixture solution of (3-bromophenyl)(dibenzo[b,d]thiophen-4-yl)diphenylsilane (3.50 g, 6.71 mmol), 9-phenyl-3-(4,4,5,5-tetramethyl-1,3,2-dioxaborolan-2-yl)-9H-carbazole (2.478 g, 6.71 mmol), K_2CO_3 (1.9 g, 13.42 mmol) and $Pd(PPh_3)_4$ (0.155 g, 0.134 mmol) in toluene (150 mL) and

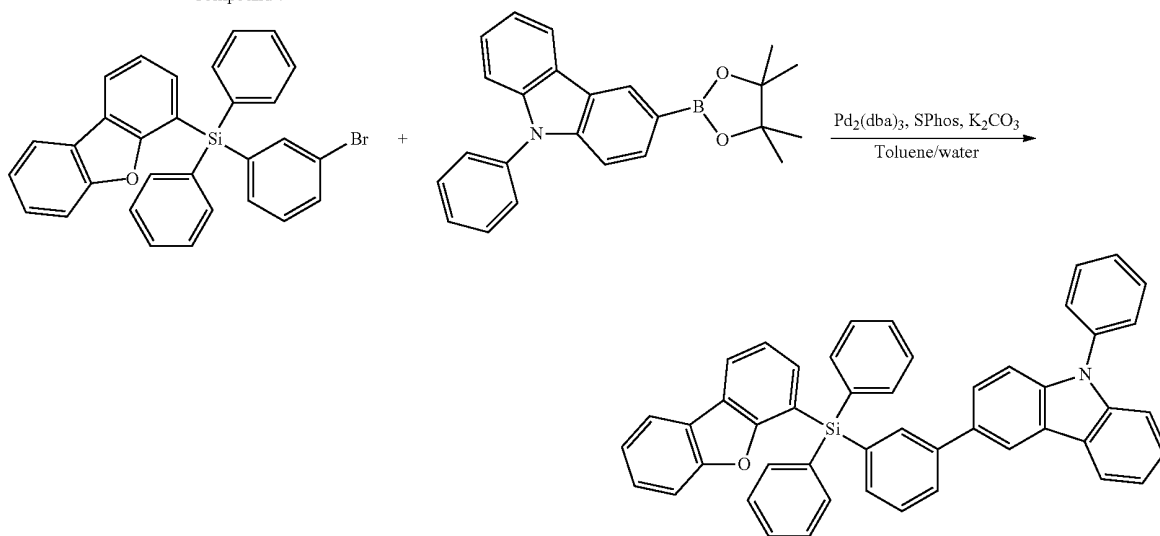
water (50 mL) was refluxed under N_2 overnight. After cooling to room temperature, the organic phase was isolated. Upon evaporation of the solvent, the residue was purified by column chromatography on silica gel with hexane/DCM (4/1, v/v) as eluent to yield Compound 6 (3.3 g, 72%) as a white solid.

115

Synthesis of Compound 7



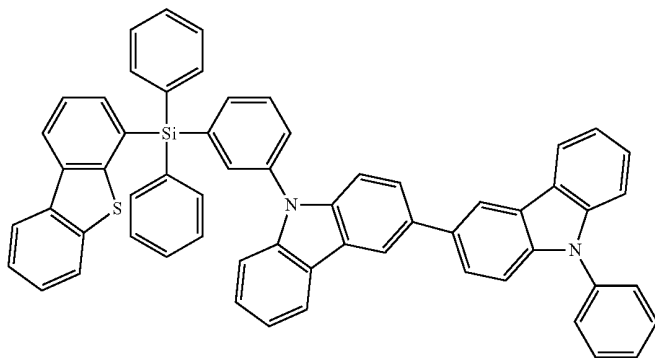
Compound 7



A mixture of (3-bromophenyl)-(dibenzo[b,d]furan-4-yl)diphenylsilane (3.5 g, 6.92 mmol), 9-phenyl-3-(4,4,5,5-tetramethyl-1,3,2-dioxaborolan-2-yl)-9H-carbazole (2.56 g, 6.92 mmol), $\text{Pd}_2(\text{dba})_3$ (0.127 g, 0.138 mmol), SPhos (0.114 g, 0.277 mmol) and K_2CO_3 (2.87 g, 20.77 mmol) in toluene (30 mL) and water (10 mL) was heated at 100° C. overnight. After cooling to room temperature, the organic phase was

isolated. Upon evaporation of the solvent, the residue was purified by column chromatography on silica gel with hexane/DCM (9/1, v/v) as eluent to yield Compound 7 (3.3 g, 72%) as a white solid.

Synthesis of Compound 10

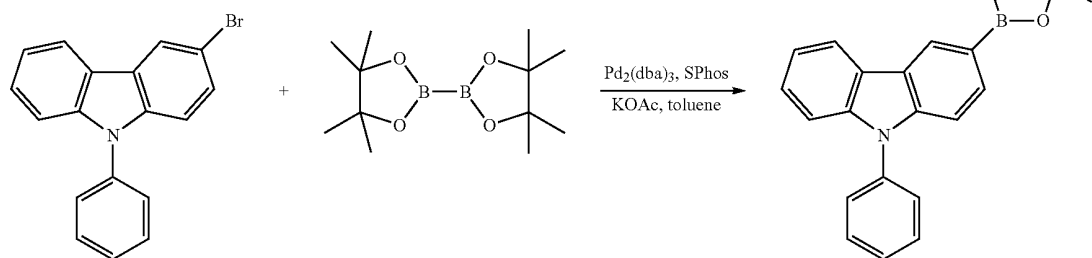


Compound 10

117

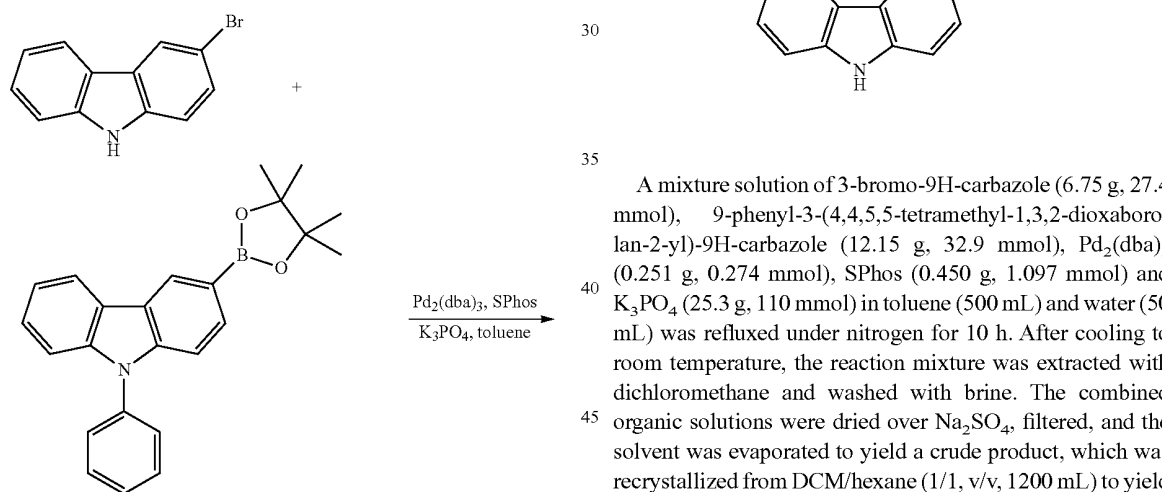
118

-continued

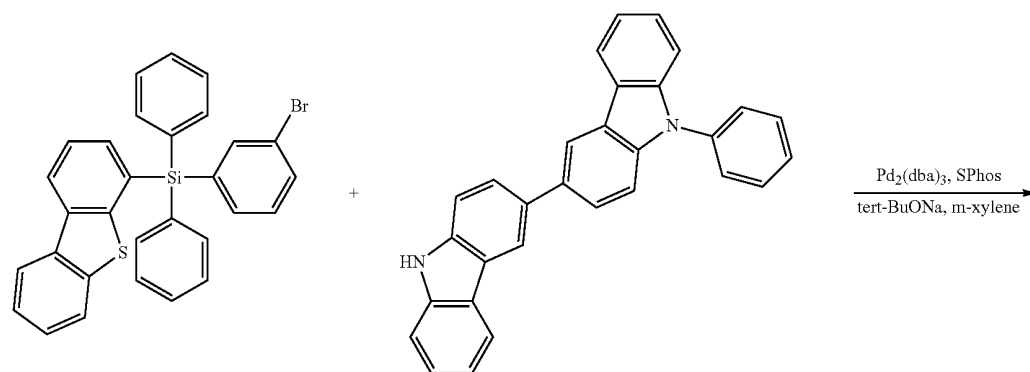


A mixture solution of 3-bromo-9-phenyl-9H-carbazole (27.5 g, 72.5 mmol), 4,4,4',4',5,5,5',5'-octamethyl-2,2'-bi(1,3,2-dioxaborolane) (36.8 g, 145 mmol), $\text{Pd}_2(\text{dba})_3$ (0.664 g, 0.725 mmol), SPhos (1.191 g, 2.90 mmol) and potassium acetate (17.80 g, 181 mmol) in dioxane (350 mL) was heated at 110° C. until thin-film chromatography indicated complete conversion. After cooling to room temperature, the reaction mixture was passed through a plug of Centel). Upon evaporation off the solvent, the crude product was purified by column chromatography on silica gel with hexanes/EtOAc (97/3 to 96/4, v/v) as eluent to yield 9-phenyl-3-(4,4,5,5-tetramethyl-1,3,2-dioxaborolan-2-yl)-9H-carbazole (10.4 g, 39%) as a white solid.

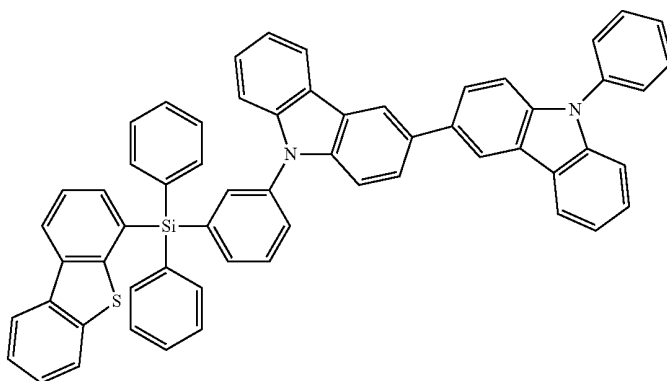
-continued



A mixture solution of 3-bromo-9H-carbazole (6.75 g, 27.4 mmol), 9-phenyl-3-(4,4,5,5-tetramethyl-1,3,2-dioxaborolan-2-yl)-9H-carbazole (12.15 g, 32.9 mmol), $\text{Pd}_2(\text{dba})_3$ (0.251 g, 0.274 mmol), SPhos (0.450 g, 1.097 mmol) and K_3PO_4 (25.3 g, 110 mmol) in toluene (500 mL) and water (50 mL) was refluxed under nitrogen for 10 h. After cooling to room temperature, the reaction mixture was extracted with dichloromethane and washed with brine. The combined organic solutions were dried over Na_2SO_4 , filtered, and the solvent was evaporated to yield a crude product, which was recrystallized from DCM/hexane (1/1, v/v, 1200 mL) to yield 9H,9'H-3,3'-bicarbazole (6.66 g, 59%) as a yellow solid.



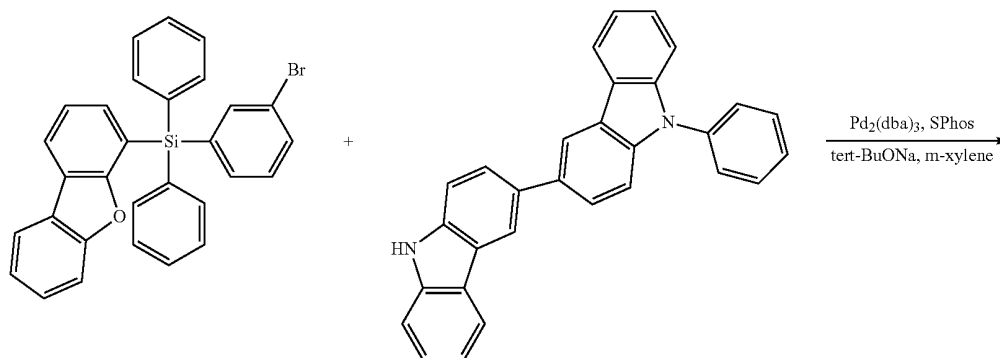
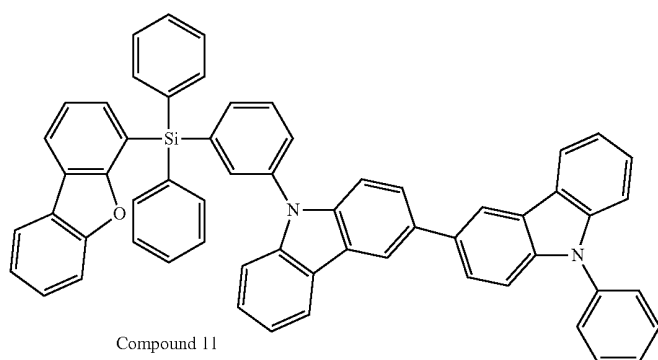
-continued



A mixture solution of (3-bromophenyl)(dibenzo[b,d]thiophen-4-yl)diphenylsilane (2.75 g, 5.27 mmol), 9-phenyl-9H,9'H-3,3'-bicarbazole (2.154 g, 5.27 mmol), $\text{Pd}_2(\text{dba})_3$ (0.097 g, 0.105 mmol), SPhos (0.087 g, 0.211 mmol) and sodium tert-butoxide (1.013 g, 10.55 mmol) in m-xylene (50 ml) was refluxed under nitrogen overnight. After cooling to room temperature, it was passed through a short plug of

Celite®, washed with toluene and DCM. The combined solution was evaporated, and the residue was purified by column chromatography on silica gel with hexane/DCM (3/1, v/v) as the eluent to yield Compound 10 (3.7 g, 83%) as a white powder.

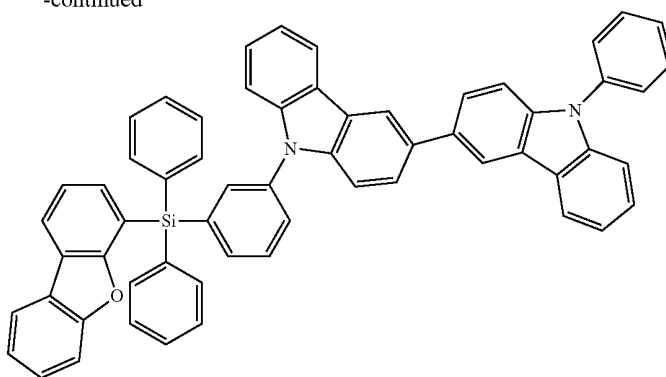
Synthesis of Compound 11



121

122

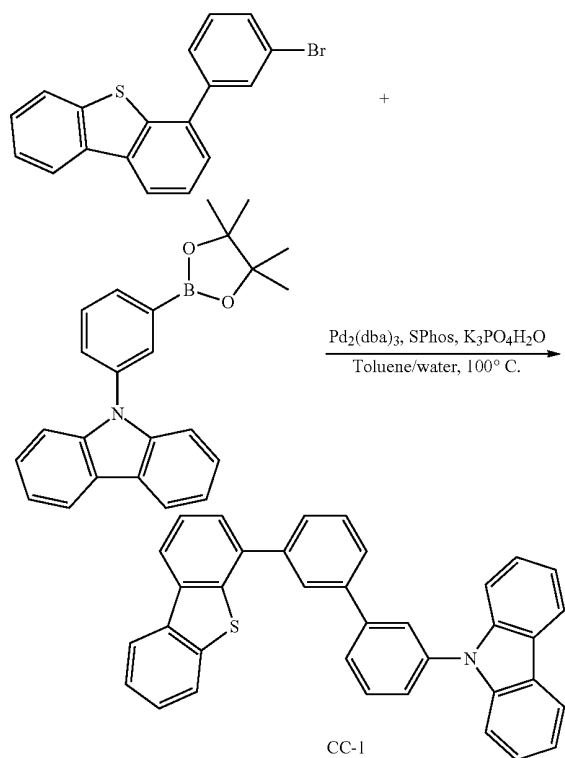
-continued



A mixture of (3-bromophenyl)(dibenzo[b,d]furan-4-yl) diphenylsilane (2.75 g, 5.44 mmol), 9-phenyl-9H,9'H-3,3'-bicarbazole (2.222 g, 5.44 mmol), $\text{Pd}_2(\text{dba})_3$ (0.100 g, 0.109 mmol), SPhos (0.089 g, 0.218 mmol) and sodium tert-butoxide (1.046 g, 10.88 mmol) in m-xylene (50 mL) was refluxed under nitrogen overnight. After cooling to room temperature, it was passed through a short plug of Celite® and washed with toluene and DCM. The combined solution was evaporated, and the residue was purified by column chromatography on silica gel with hexane/DCM (3/1, v/v) as the eluent to yield Compound 11 (3.6 g, 79%) as a white powder.

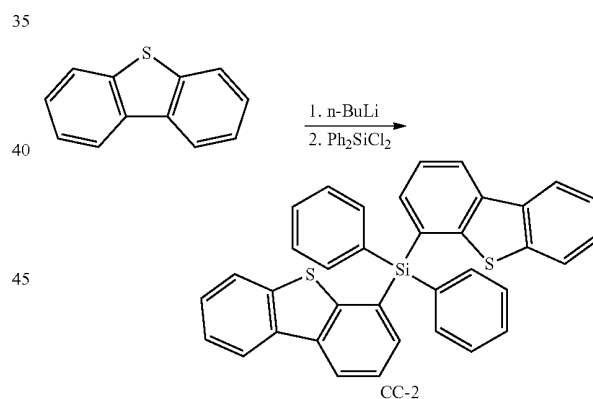
Comparative Examples

Synthesis of Comparative Compound CC-1



A solution of 4-(3-bromophenyl)dibenzo[b,d]thiophene (7.15 g, 21.08 mmol), 9-(3-(4,4,5,5-tetramethyl-1,3,2-dioxaborolan-2-yl)phenyl)-9H-carbazole (7.78 g, 21.08 mmol), SPhos (0.173 g, 0.422 mmol), $\text{Pd}_2(\text{dba})_3$ (0.192 g, 0.211 mmol) and potassium phosphate monohydrate (9.71 g, 42.2 mmol) in toluene (200 mL) and water (10 mL) was refluxed under nitrogen overnight. After cooling to room temperature, the organic phase was isolated and evaporated to dryness. The residue was purified by column chromatography on silica gel with hexane/DCM (9/1 to 1/1, v/v) as eluent, recrystallization from heptane, and sublimation under vacuum to yield CC-1 (6.4 g, 61%) as white crystals.

Synthesis of Comparative Compound CC-2

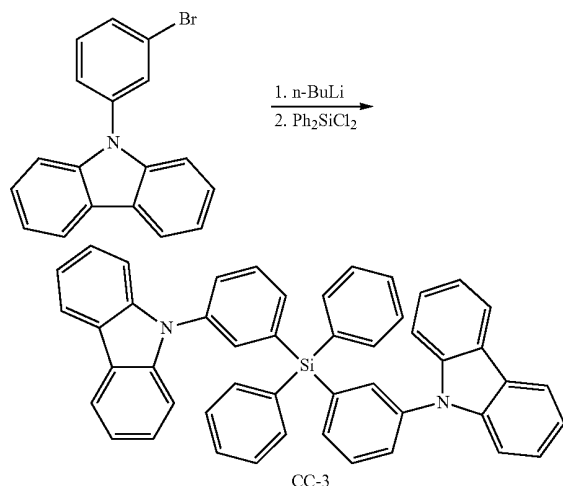


Dibenzo[b,d]thiophene (10 g, 54.3 mmol) was dissolved in THF (500 mL) and the solution cooled to -78°C . n-Butyllithium (40.7 mL, 65.1 mmol, 1.6 M in hexane) was then added dropwise. The mixture was then warmed to room temperature and stirred for 5 h before re-cooling to -78°C . In a separate flask, dichlorodiphenylsilane (4.5 mL, 21.7 mmol) was dissolved in 10 mL of THF and added dropwise to reaction mixture, which was then allowed to warm to room temperature overnight. The reaction mixture was quenched with EtOH (10 mL) and all solvents removed under reduced pressure. To the resulting residue was added DCM (200 mL) and water (200 mL) and the layers separated. The aqueous layer was washed twice more with DCM and combined organics washed with water and brine. Removal of the solvent under reduced pressure gave 14.7 g of an off-white solid. The crude product was chromatographed on silica gel with hexane/

123

EtOAc (95/5 to 90/10, v/v) as eluent to give Comparative Compound CC-2 (5.4 g, 45%) as a white solid.

Synthesis of Comparative Compound CC-3

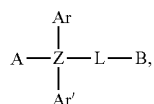


Into a solution of 9-(3-bromophenyl)-9H-carbazole (5 g, 15.52 mmol) in THF (50 mL) was added n-butyllithium (9.7 mL, 15.5 mmol, 1.6 M in hexane) dropwise at -78°C ., and the mixture was stirred for 2 h at -78°C . In a separate flask, dichlorodiphenylsilane (1.5 mL, 7.1 mmol) was dissolved in 10 mL of THF and added dropwise to reaction mixture, which was then allowed to warm to room temperature overnight. EtOAc (50 mL) and water (50 mL) were added and the layers separated. The aqueous layer was washed twice more with EtOAc and combined organics were washed with water and brine. Upon evaporation of the solvent, the residue was purified by column chromatography on silica gel with hexane/DCM (7/3, v/v) as eluent, recrystallization from hexane, and sublimation twice under vacuum ($<10^{-5}$ Torr) to yield CC-3 (1.7 g, 33%) as white crystals.

It is understood that the various embodiments described herein are by way of example only, and are not intended to limit the scope of the invention. For example, many of the materials and structures described herein may be substituted with other materials and structures without deviating from the spirit of the invention. The present invention as claimed may therefore include variations from the particular examples and preferred embodiments described herein, as will be apparent to one of skill in the art. It is understood that various theories as to why the invention works are not intended to be limiting.

The invention claimed is:

1. A compound of Formula I comprising:



Formula I

wherein Ar and Ar' are independently selected from the group consisting of phenyl, biphenyl, naphthyl, dibenzothiophene, and dibenzofuran, which are optionally further substituted;

124

wherein Z is selected from Si and Ge;

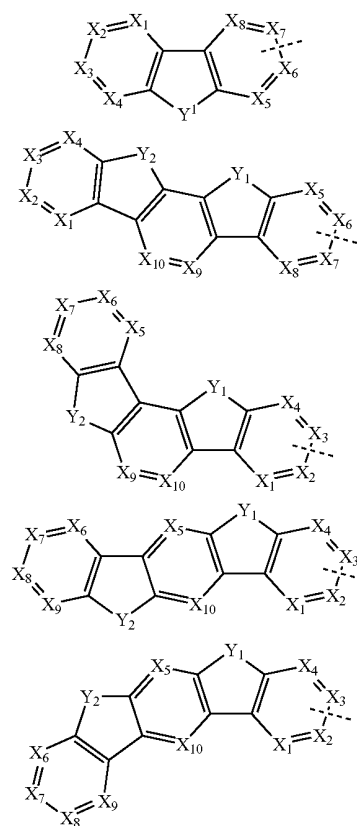
wherein L is a single bond or comprises aryl, amino, or combinations thereof;

wherein L is optionally further substituted;

wherein A is a group directly bonded to Z and is selected from the group consisting of dibenzofuran, dibenzothiophene, azadibenzofuran, azadibenzothiophene, dibenzoselenophene, azadibenzoselenophene, and combinations thereof, which are optionally further substituted with at least one group selected from the group consisting of hydrogen, deuterium, halide, alkyl, cycloalkyl, heteroalkyl, arylalkyl, aryl, aryloxy, arylthio, arylseleno, pyridine, triazine, imidazole, benzimidazole, nitrile, isonitrile, and combinations thereof, and wherein the substitution is optionally fused to the group directly bonded to Z; and

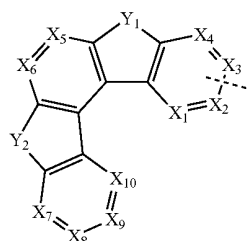
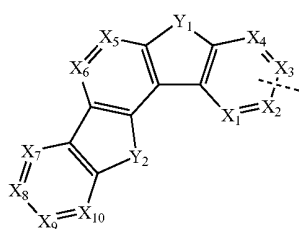
wherein B contains a group selected from the group consisting of carbazole, azacarbazole, and combinations thereof, which are optionally further substituted with at least one group selected from the group consisting of hydrogen, deuterium, halide, alkyl, cycloalkyl, heteroalkyl, arylalkyl, alkoxy, aryloxy, amino, silyl, alk-enyl, cycloalkenyl, heteroalkenyl, alkynyl, aryl, heteroaryl, acyl, carbonyl, carboxylic acids, ester, nitrile, isonitrile, sulfanyl, sulfinyl, sulfonyl, phosphino, and combinations thereof, and wherein the substitution is optionally fused to the carbazole or azacarbazole group.

2. The compound of claim 1, wherein A is selected from the group consisting of:

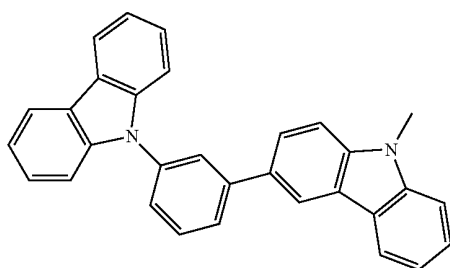
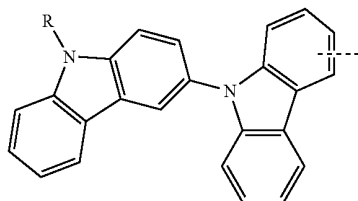
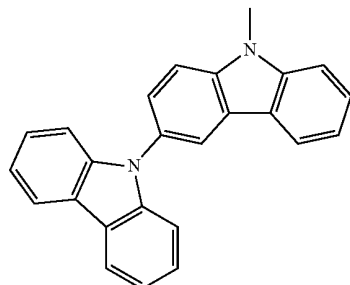
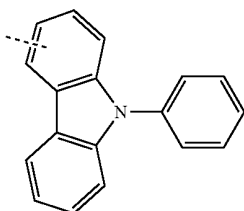
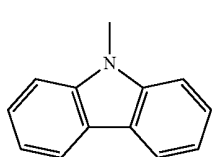


125

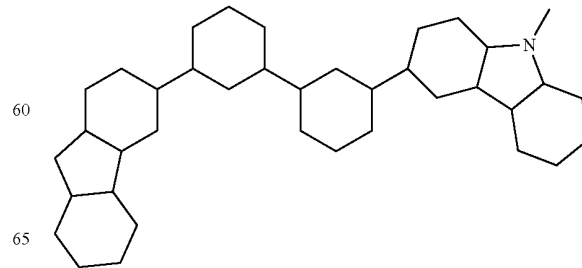
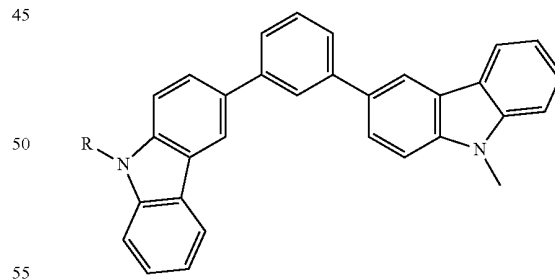
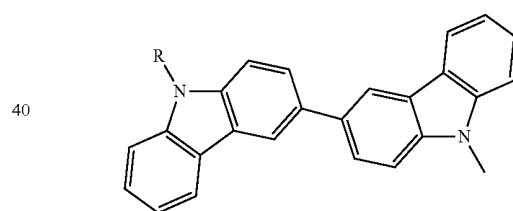
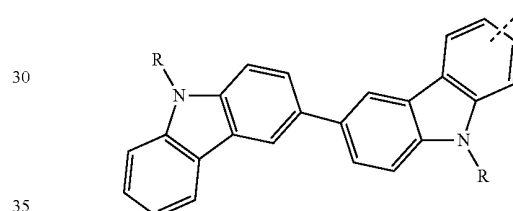
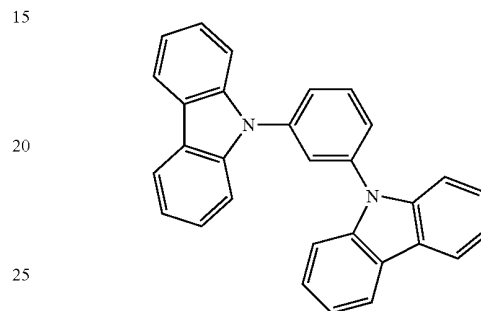
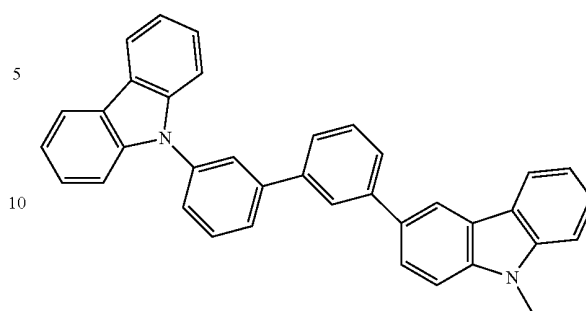
-continued



wherein B is selected from the group consisting of:

**126**

-continued



HOST MATERIALS FOR PHOSPHORESCENT OLEDS

The claimed invention was made by, on behalf of, and/or in connection with one or more of the following parties to a joint university corporation research agreement: Regents of the University of Michigan, Princeton University, The University of Southern California, and the Universal Display Corporation. The agreement was in effect on and before the date the claimed invention was made, and the claimed invention was made as a result of activities undertaken within the scope of the agreement.

FIELD OF THE INVENTION

The present invention relates to compounds suitable for use as host materials in OLEDs, specifically compounds comprising arylgermane and arylsilane groups.

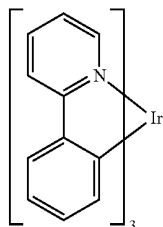
BACKGROUND

Opto-electronic devices that make use of organic materials are becoming increasingly desirable for a number of reasons. Many of the materials used to make such devices are relatively inexpensive, so organic opto-electronic devices have the potential for cost advantages over inorganic devices. In addition, the inherent properties of organic materials, such as their flexibility, may make them well suited for particular applications such as fabrication on a flexible substrate. Examples of organic opto-electronic devices include organic light-emitting devices (OLEDs), organic phototransistors, organic photovoltaic cells, and organic photodetectors. For OLEDs, the organic materials may have performance advantages over conventional materials. For example, the wavelength at which an organic emissive layer emits light may generally be readily tuned with appropriate dopants.

OLEDs make use of thin organic films that emit light when voltage is applied across the device. OLEDs are becoming an increasingly interesting technology for use in applications such as flat panel displays, illumination, and backlighting. Several OLED materials and configurations are described in U.S. Pat. Nos. 5,844,363, 6,303,238, and 5,707,745, which are incorporated herein by reference in their entirety.

One application for phosphorescent emissive molecules is a full color display. Industry standards for such a display call for pixels adapted to emit particular colors, referred to as "saturated" colors. In particular, these standards call for saturated red, green, and blue pixels. Color may be measured using CIE coordinates, which are well known to the art.

One example of a green emissive molecule is tris(2-phenylpyridine) iridium, denoted Ir(ppy)₃, which has the following structure:



In this, and later figures herein, we depict the dative bond from nitrogen to metal (here, Ir) as a straight line.

As used herein, the term "organic" includes polymeric materials as well as small molecule organic materials that may be used to fabricate organic opto-electronic devices. "Small molecule" refers to any organic material that is not a polymer, and "small molecules" may actually be quite large. Small molecules may include repeat units in some circumstances. For example, using a long chain alkyl group as a substituent does not remove a molecule from the "small molecule" class. Small molecules may also be incorporated into polymers, for example as a pendent group on a polymer backbone or as a part of the backbone. Small molecules may also serve as the core moiety of a dendrimer, which consists of a series of chemical shells built on the core moiety. The core moiety of a dendrimer may be a fluorescent or phosphorescent small molecule emitter. A dendrimer may be a "small molecule," and it is believed that all dendrimers currently used in the field of OLEDs are small molecules.

As used herein, "top" means furthest away from the substrate, while "bottom" means closest to the substrate. Where a first layer is described as "disposed over" a second layer, the first layer is disposed further away from substrate. There may be other layers between the first and second layer, unless it is specified that the first layer is "in contact with" the second layer. For example, a cathode may be described as "disposed over" an anode, even though there are various organic layers in between.

As used herein, "solution processable" means capable of being dissolved, dispersed, or transported in and/or deposited from a liquid medium, either in solution or suspension form.

A ligand may be referred to as "photoactive" when it is believed that the ligand directly contributes to the photoactive properties of an emissive material. A ligand may be referred to as "ancillary" when it is believed that the ligand does not contribute to the photoactive properties of an emissive material, although an ancillary ligand may alter the properties of a photoactive ligand.

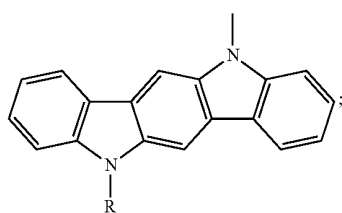
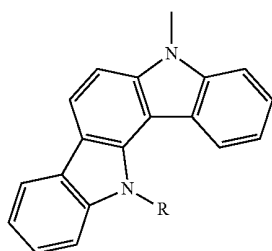
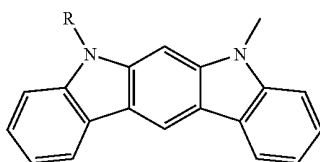
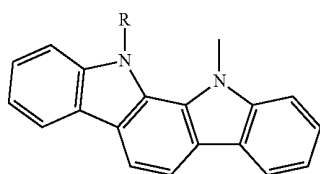
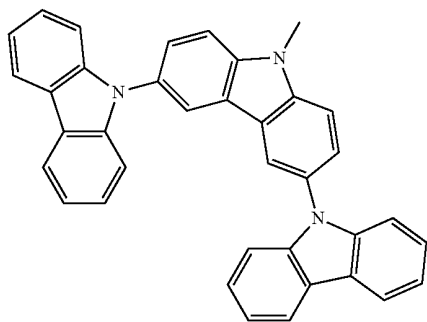
As used herein, and as would be generally understood by one skilled in the art, a first "Highest Occupied Molecular Orbital" (HOMO) or "Lowest Unoccupied Molecular Orbital" (LUMO) energy level is "greater than" or "higher than" a second HOMO or LUMO energy level if the first energy level is closer to the vacuum energy level. Since ionization potentials (IP) are measured as a negative energy relative to a vacuum level, a higher HOMO energy level corresponds to an IP having a smaller absolute value (an IP that is less negative). Similarly, a higher LUMO energy level corresponds to an electron affinity (EA) having a smaller absolute value (an EA that is less negative). On a conventional energy level diagram, with the vacuum level at the top, the LUMO energy level of a material is higher than the HOMO energy level of the same material. A "higher" HOMO or LUMO energy level appears closer to the top of such a diagram than a "lower" HOMO or LUMO energy level.

As used herein, and as would be generally understood by one skilled in the art, a first work function is "greater than" or "higher than" a second work function if the first work function has a higher absolute value. Because work functions are generally measured as negative numbers relative to vacuum level, this means that a "higher" work function is more negative. On a conventional energy level diagram, with the vacuum level at the top, a "higher" work function is illustrated as further away from the vacuum level in the downward direction. Thus, the definitions of HOMO and LUMO energy levels follow a different convention than work functions.

More details on OLEDs, and the definitions described above, can be found in U.S. Pat. No. 7,279,704, which is incorporated herein by reference in its entirety.

127

-continued



wherein Y_1 and Y_2 are independently selected from the group consisting of O, S, and Se;

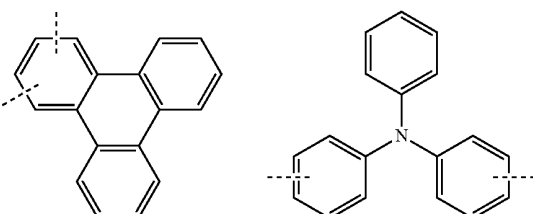
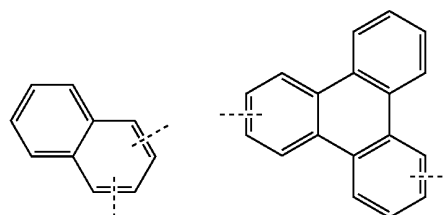
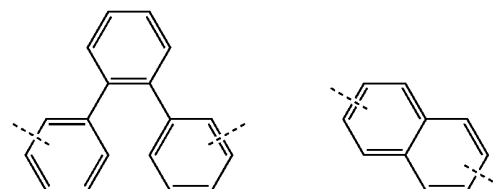
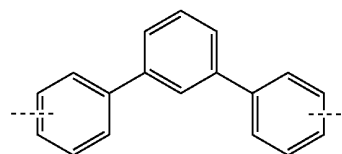
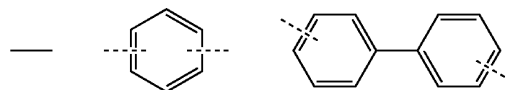
wherein X_1 to X_{10} are independently selected from the group consisting of CR' and N, and wherein each benzo ring contains at most one N;

wherein R' is selected from the group consisting of hydrogen, deuterium, halide, alkyl, cycloalkyl, heteroalkyl, arylalkyl, aryl, aryloxy, arylthio, arylseleno, pyridine, triazine, imidazole, benzimidazole, nitrile, isonitrile, and combinations thereof; and

128

wherein R is selected from the group consisting of hydrogen, deuterium, halide, alkyl, cycloalkyl, heteroalkyl, arylalkyl, alkoxy, aryl, heteroaryl, aryloxy, amino, and combinations thereof.

3. The compound of claim 1, wherein L is selected from the group consisting of:



4. The compound of claim 1, wherein L is a single bond.

5. The compound of claim 1, wherein L contains at least one phenyl bonded directly to Z.

6. The compound of claim 1, wherein Ar and Ar' are phenyl.

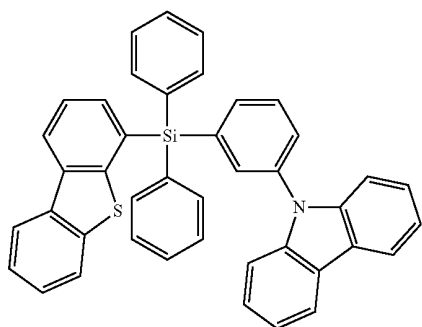
7. The compound of claim 1, wherein Ar, Ar' are independently substituted with at least one group selected from the group consisting of hydrogen, deuterium, halide, alkyl, cycloalkyl, heteroalkyl, arylalkyl, alkoxy, aryloxy, amino, silyl, alkenyl, cycloalkenyl, heteroalkenyl, alkynyl, aryl, heteroaryl, acyl, carbonyl, carboxylic acids, ester, nitrile, isonitrile, sulfanyl, sulfinyl, sulfonyl, phosphino, and combinations thereof.

8. The compound of claim 1, wherein the compound is selected from the group consisting of

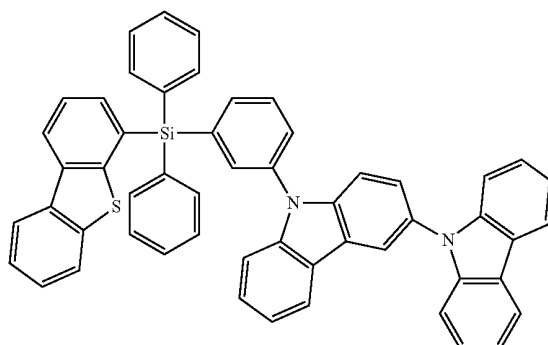
129

130

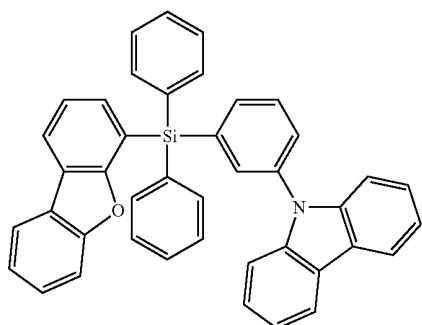
Compound 1



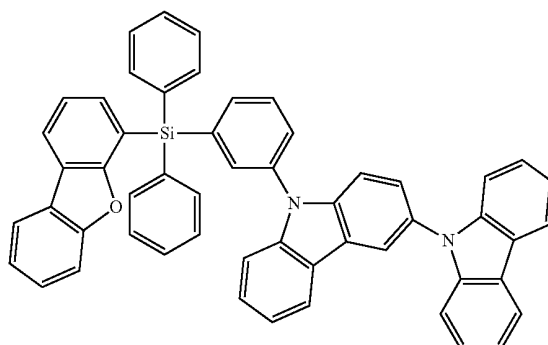
Compound 2



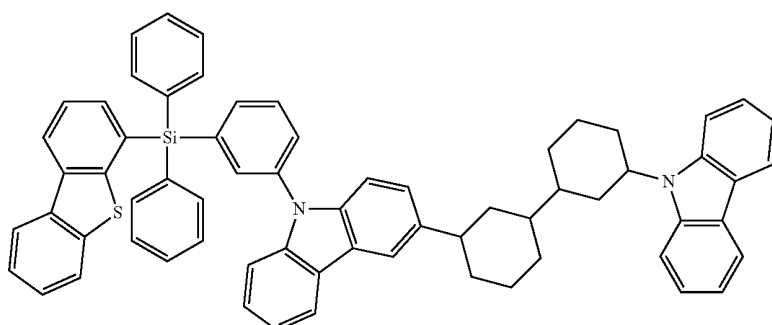
Compound 3



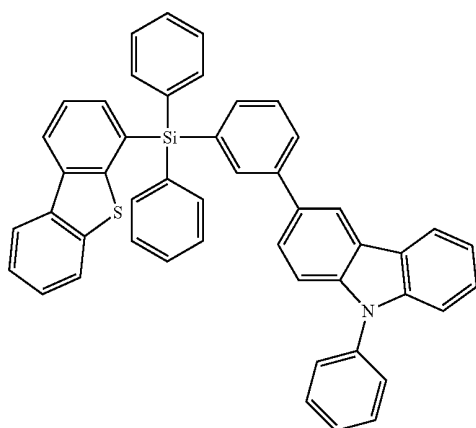
Compound 4



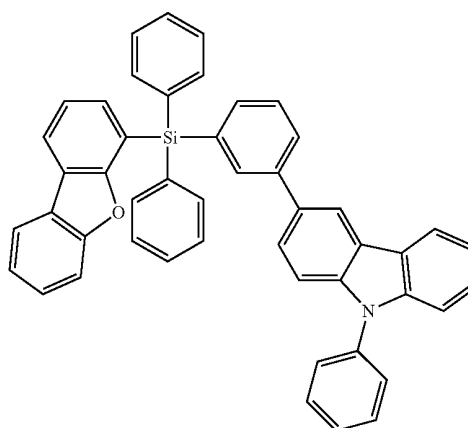
Compound 5



Compound 6



Compound 7

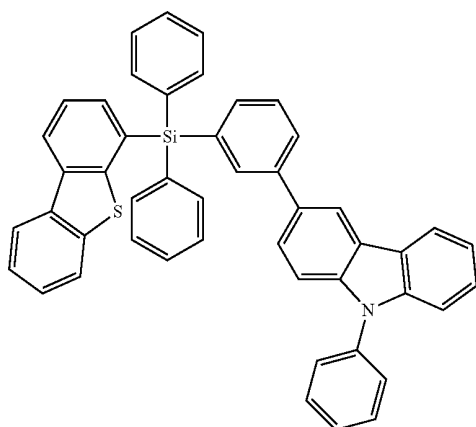


131

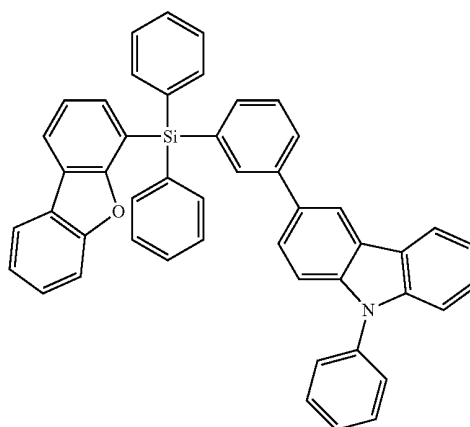
132

-continued
Compound 6

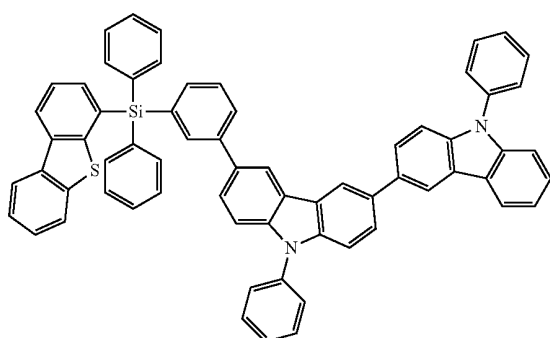
Compound 7



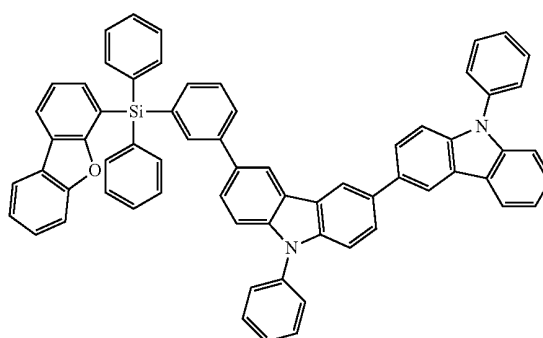
Compound 8



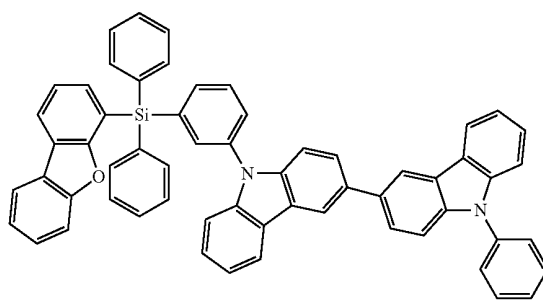
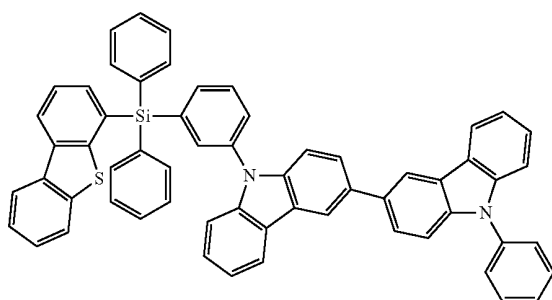
Compound 9



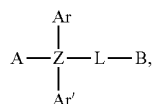
Compound 10



Compound 11



9. A first device comprising an organic light-emitting device, further comprising:
an anode;
a cathode; and
an organic layer, disposed between the anode and the cathode, comprising a compound having the formula:



Formula I

wherein Ar and Ar' are independently selected from the group consisting of phenyl, biphenyl, naphthyl, dibenzothiophene, and dibenzofuran, which are optionally further substituted;

wherein Z is selected from Si and Ge;
wherein L is a single bond or comprises aryl, amino, or combinations thereof;
wherein L is optionally further substituted;
wherein A is a group directly bonded to Z and is selected from the group consisting of dibenzofuran, dibenzothiophene, azadibenzofuran, azadibenzothiophene, dibenzoselenophene, azadibenzoselenophene, and combinations thereof, which are optionally further substituted with at least one group selected from the group consisting of hydrogen, deuterium, halide, alkyl, cycloalkyl, heteroalkyl, arylalkyl, aryl, aryloxy, arylthio, arylseleno, pyridine, triazine, imidazole, benzimidazole, nitrile, isonitrile, and combinations thereof, and wherein the substitution is optionally fused to the group directly bonded to Z; and
wherein B contains a group selected from the group consisting of carbazole, azacarbazole, and combinations

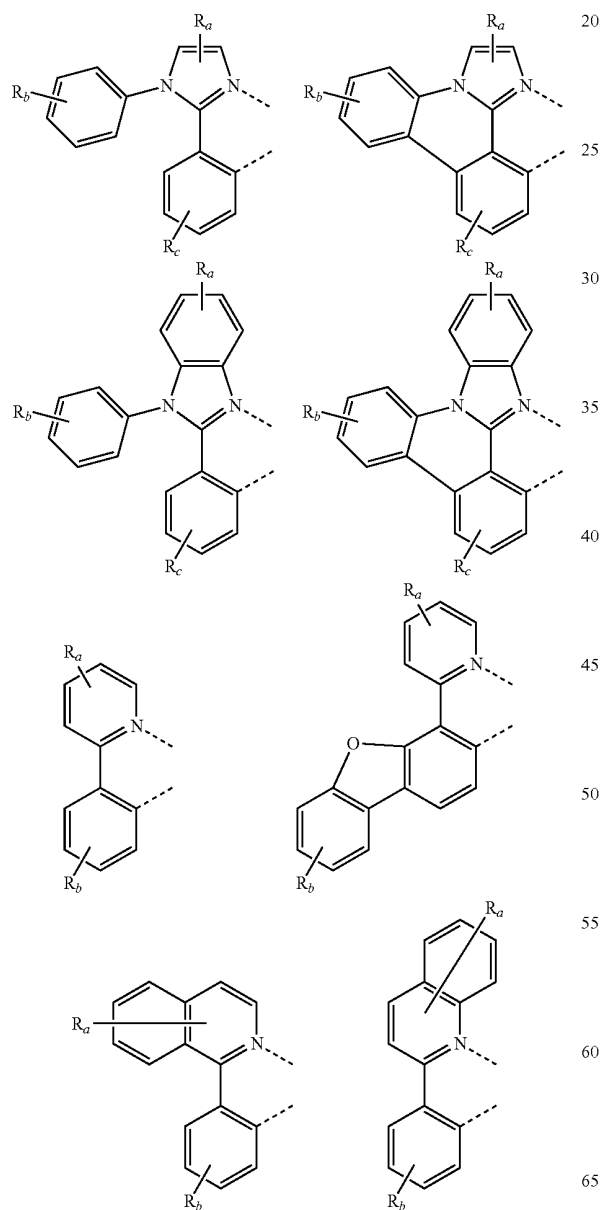
133

thereof, which are optionally further substituted with at least one group selected from the group consisting of hydrogen, deuterium, halide, alkyl, cycloalkyl, heteroalkyl, arylalkyl, alkoxy, aryloxy, amino, silyl, alkenyl, cycloalkenyl, heteroalkenyl, alkynyl, aryl, heteroaryl, acyl, carbonyl, carboxylic acids, ester, nitrile, isonitrile, sulfanyl, sulfinyl, sulfonyl, phosphino, and combinations thereof, and wherein the substitution is optionally fused to the carbazole or azacarbazole group.

10. The first device of claim 9, wherein the organic layer is an emissive layer and the compound of Formula I is a host.

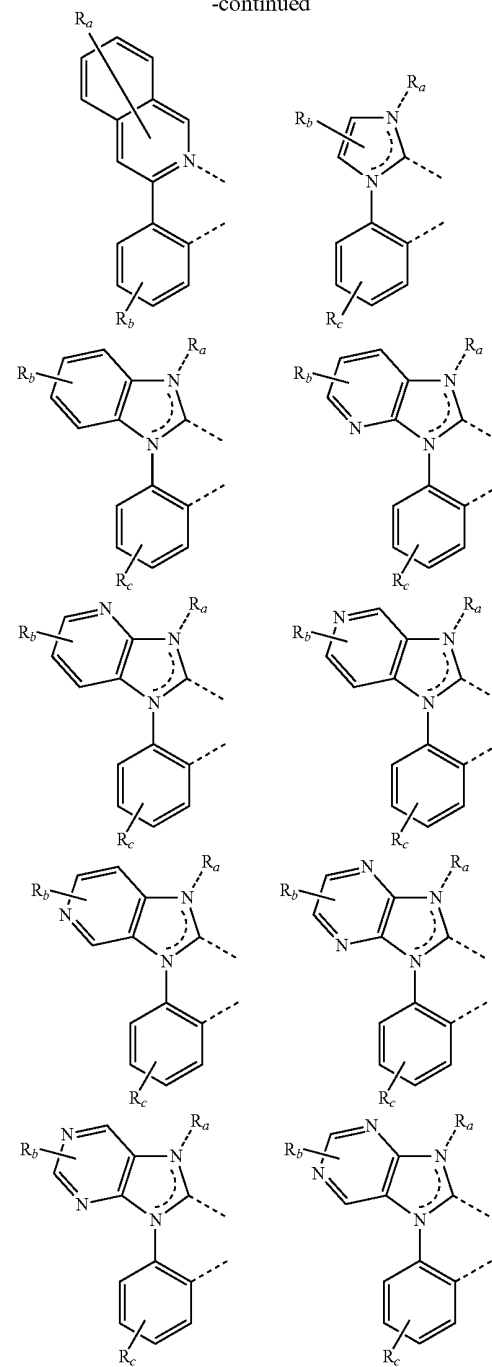
11. The first device of claim 9, wherein the organic layer further comprises an emissive dopant.

12. The first device of claim 11, wherein the emissive dopant is a transition metal complex having at least one ligand selected from the group consisting of:



134

-continued



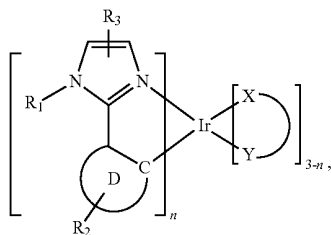
wherein R_a , R_b , and R_c may represent mono, di, tri or tetra substitutions;

wherein R_a , R_b , and R_c are independently selected from the group consisting of hydrogen, deuterium, halide, alkyl, cycloalkyl, heteroalkyl, arylalkyl, alkoxy, aryloxy, amino, silyl, alkenyl, cycloalkenyl, heteroalkenyl, alkynyl, aryl, heteroaryl, acyl, carbonyl, carboxylic acids, ester, nitrile, isonitrile, sulfanyl, sulfinyl, sulfonyl, phosphino, and combinations thereof; and

wherein two adjacent substituents of R_a , R_b , and R_c are optionally joined to form a fused ring.

135

13. The first device of claim 9, wherein the emissive dopant having the formula



wherein D is a 5- or 6-membered carbocyclic or heterocyclic ring;

wherein R_1 , R_2 , and R_3 independently represent mono, di, tri or tetra substitution;

wherein each of R_1 , R_2 , and R_3 are independently selected from the group consisting of hydrogen, deuterium, halide, alkyl, cycloalkyl, heteroalkyl, arylalkyl, alkoxy, aryloxy, amino, silyl, alkenyl, cycloalkenyl, heteroalk-

136

enyl, alkynyl, aryl, heteroaryl, acyl, carbonyl, carboxylic acids, ester, nitrile, isonitrile, sulfanyl, sulfinyl, sulfonyl, phosphino, and combinations thereof;

wherein R_1 can be optionally linked to ring D;

5 wherein n is 1, 2, or 3; and wherein X—Y is another ligand.

14. The first device of claim 9, wherein the device further comprises a second organic layer that is a non-emissive layer and the compound having Formula I is a material in the second organic layer.

10 15. The first device of claim 14, wherein the second organic layer is a blocking layer and the compound having Formula I is a blocking material in the second organic layer.

16. The first device of claim 9, wherein the second organic layer is an electron transporting layer and the compound having the Formula I is an electron transporting material in the second organic layer.

17. The first device of claim 9, wherein the first device is a consumer product.

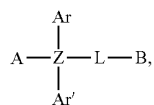
18. The first device of claim 9, wherein the first device is an organic light-emitting device.

* * * * *

3

SUMMARY OF THE INVENTION

A compound of Formula I is provided.

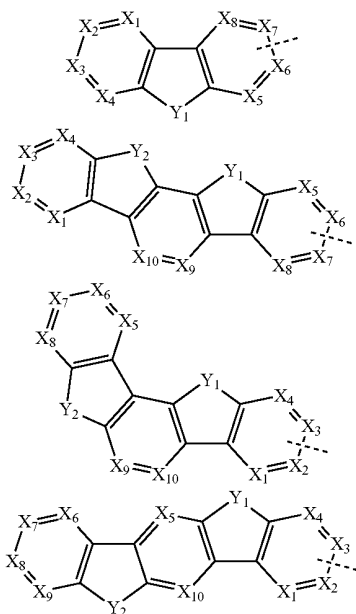


Ar and Ar' are independently selected from the group consisting of phenyl, biphenyl, naphthyl, dibenzothiophene, and dibenzofuran, which are optionally further substituted. Z is selected from Si and Ge. L is a single bond or comprises aryl, amino, or combinations thereof, and L is optionally further substituted.

A is a group directly bonded to Z and is selected from the group consisting of dibenzofuran, dibenzothiophene, azadibenzofuran, azadibenzothiophene, dibenzoselenophene, azadibenzoselenophene, and combinations thereof, which are optionally further substituted with at least one group selected from the group consisting of hydrogen, deuterium, halide, alkyl, cycloalkyl, heteroalkyl, arylalkyl, aryl, aryloxy, arylthio, arylseleno, pyridine, triazine, imidazole, benzimidazole, nitrile, isonitrile, and combinations thereof, and wherein the substitution is optionally fused to the group directly bonded to Z.

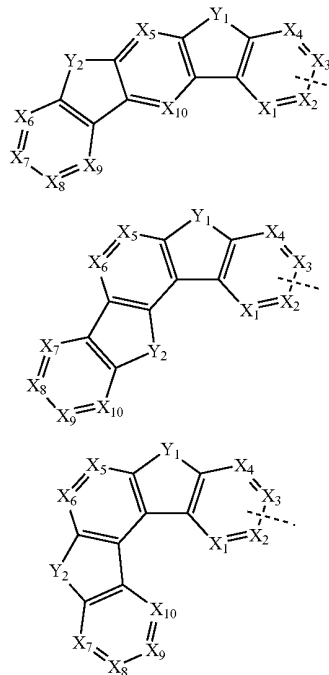
B contains a group selected from the group consisting of carbazole, azacarbazole, and combinations thereof, which are optionally further substituted with at least one group selected from the group consisting of hydrogen, deuterium, halide, alkyl, cycloalkyl, heteroalkyl, arylalkyl, alkoxy, aryloxy, amino, silyl, alkenyl, cycloalkenyl, heteroalkenyl, alkynyl, aryl, heteroaryl, acyl, carbonyl, carboxylic acids, ester, nitrile, isonitrile, sulfanyl, sulfinyl, sulfonyl, phosphino, and combinations thereof, and wherein the substitution is optionally fused to the carbazole or azacarbazole group.

In one aspect, A is selected from the group consisting of:

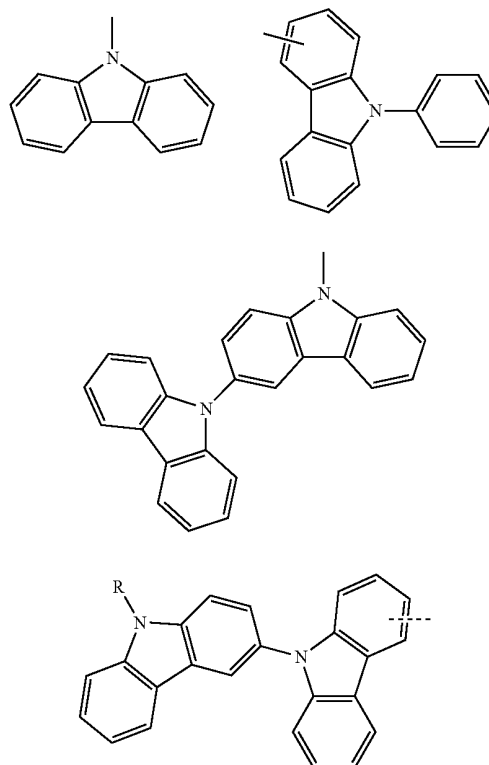


4

-continued

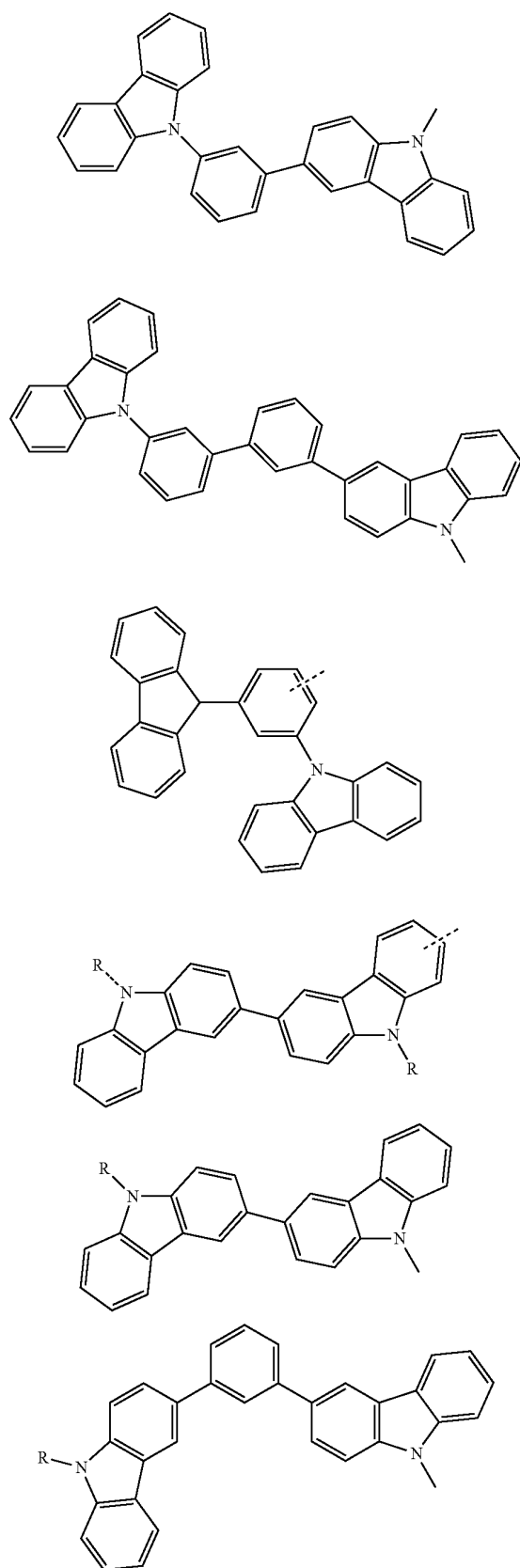


In one aspect, B is selected from the group consisting of:



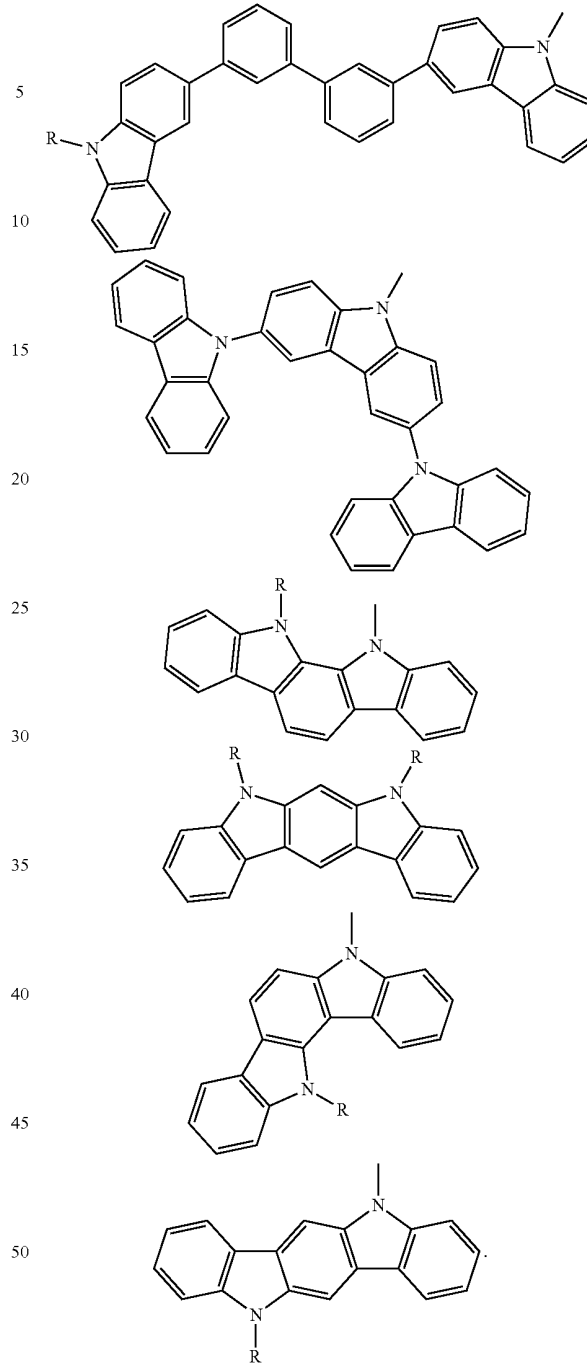
5

-continued



6

-continued



Y₁ and Y₂ are independently selected from the group consisting of O, S, and Se, X₁ to X₁₀ are independently selected from the group consisting of CR' and N, and wherein each benzo ring contains at most one N. R' is selected from the group consisting of hydrogen, deuterium, halide, alkyl, cycloalkyl, heteroalkyl, arylalkyl, aryl, aryloxy, arylthio, arylseleno, pyridine, triazine, imidazole, benzimidazole, nitrile, isonitrile, and combinations thereof. R is selected from the group consisting of hydrogen, deuterium, halide, alkyl, cycloalkyl, heteroalkyl, arylalkyl, alkoxy, aryl, heteroaryl, aryloxy, amino, and combinations thereof.

专利名称(译)	用于磷光OLED的主体材料		
公开(公告)号	US8409729	公开(公告)日	2013-04-02
申请号	US13/193173	申请日	2011-07-28
[标]申请(专利权)人(译)	曾立昌 DYATKIN ALEXEY 乙 KOTTAS 葛雷格 夏传军 大卫·ž		
申请(专利权)人(译)	曾，立昌 DYATKIN，ALEXEY B. KOTTAS 格雷格 夏，川军 李，DAVID Z.		
当前申请(专利权)人(译)	通用显示器公司		
[标]发明人	ZENG LICHANG DYATKIN ALEXEY B KOTTAS GREGG XIA CHUANJUN LI DAVID Z		
发明人	ZENG, LICHANG DYATKIN, ALEXEY B. KOTTAS, GREGG XIA, CHUANJUN LI, DAVID Z.		
IPC分类号	H01L51/54		
CPC分类号	H01L51/0072 H01L51/0073 H01L51/0074 H01L51/0094 H01L51/5016 C07F7/0812 C07F7/0814 H01L51/0081 H01L51/0085 H01L51/5072 H01L51/5096 H01L51/0059 H01L51/5024		
代理机构(译)	KILPATRICK TOWNSEND & STOCKTON LLP		
助理审查员(译)	CLARK，GREGORY		
其他公开文献	US20130026909A1		
外部链接	Espacenet USPTO		

摘要(译)

描述了新的芳基硅和芳基锗主体材料。当用作OLED的发光层中的主体时，这些化合物改善了OLED器件的性能。

